

In Thy Hands

Part 1

Grade 3

Workbook



in association with





Fontein Uitgewery

c/o Starkey & Spioenkop street

Waverley, Pretoria, 0186

Office number

(+27) 82 938 0775

email address

info@fonteinuitgewery.co.za

© Copyright reserved

First print 2022

Set in 14 pt Arial

ISBN 978-1-990954-96-2

Introduction

In this workbook, multimedia is used to make the Bible more visually enriched and understandable in user friendly English for young and old. This series is suitable for families at home as well as churches and schools.

It is of the utmost importance that children should know and learn about the Word of God. The texts from Scripture that are discussed, guide and determine the contents of the different lessons which are presented. The King James Bible (<https://www.kingjamesbibleonline.org/>), see QR code, was used in the workbook and therefore the King James Bible should be used to complete the assignments in the workbooks.



The complete package falls into three parts

Part 1

- Creation up to Noah
- Abram
- The Gospels: The announcement of the birth of Christ up to Peter's confession.

Part 2

- Isaac up to Joseph
- Moses up to Joshua
- The Book of Judges up to Saul
- The Gospels: Jesus leaves Galilee and the events occurring up to His arrest.

Part 3

- David and Saul
- Kings and prophets
- The Gospels: Jesus is sentenced by Pilate and the events up to His ascension
- Acts and the conclusion of God's revelation

The Instituut vir Christelike Onderwys (ICO) aspire to publish Biblically based school books and study guides. This Biblical teaching program is published in collaboration with the Akademie Reformatoriese Opleiding en Studies (Aros). We realise the importance of Biblical knowledge with regards to the Scriptures and therefore commit ourselves to improve this knowledge in our children, students and parents.

We all contribute to the expansion of the Kingdom of God worldwide and through the Holy Spirit our children, students and parents are equipped with extended knowledge and the necessary values and skills to serve our Saviour. This is accomplished when allowing ourselves to be His witnesses and to let His light shine through us in this world.

January 2022

Index

Information for Parents and Teachers.....	6
---	---

Genesis

1. The days of Creation.....	14
2. The garden of Eden.....	15
3. Every human being is special.....	16
4. The snake in the garden of Eden.....	17
5. The offerings of Cain and Abel.....	18
6. The dove returns to Noah's Ark.....	19
7. The tower of Babel.....	20

Abram


8. God's promise to Abram.....	21
9. Abram receives gifts from Pharaoh.....	22
10. Abram and Lot part ways.....	23
11. Melchizedek gives Abram bread and wine.....	24
12. Hagar flees to the wilderness.....	25
13. Abram gets a new name.....	26
14. The destruction of Sodom and Gomorrah.....	27
15. Isaac is born.....	28
16. God provides a ram to offer.....	29


The Gospels

17. John the Baptist.....	30
18. Joseph and Mary on their way to Bethlehem.....	31
19. John wears a robe of camel hair and eats locusts and wild honey.	32
20. Jesus' work as Saviour begins.....	33
21. Jesus in Samaria and Nazareth.....	34
22. Jesus' miracles of the Lord Jesus creates enemies.....	36
23. Sermon on the Mount.....	37
24. Jesus' appearance in Galilee.....	38
25. Jesus teaches through parables.....	39

26. Wonders of salvation.....	40
27. Progress and resistance in Galilee.....	41
28. That which comes from the heart makes a man pure or impure....	42


Information for Parents and Teachers

For parent or teacher	Student assignments
<p>Lesson 1. The days of Creation</p> <p>Preparation:</p> <ul style="list-style-type: none"> • Textbook lesson 1. • Read Genesis 1 up to Genesis 2:3. <p>In the class:</p> <ul style="list-style-type: none"> • Tell the history to the students. • Sing Psalm 116:1. 	<p>Lesson 1. The days of Creation</p> <ul style="list-style-type: none"> • Draw the picture that fits with the mentioned day of creation. • Study Genesis 1:1. • Sing Psalm 116:1. • Watch Genesis part one as presented by the Bibleproject. 
<p>Lesson 2. The garden of Eden</p> <p>Preparation:</p> <ul style="list-style-type: none"> • Textbook lesson 2. • Read Genesis 1: 26 - 29 and Genesis 2: 7 - 25. <p>In the class:</p> <ul style="list-style-type: none"> • Tell the history to the students. • Sing Psalm 134: 4. 	<p>Lesson 2. The garden of Eden</p> <ul style="list-style-type: none"> • Answer the questions and complete the crossword. • Study Genesis 2: 8. • Sing Psalm 134: 4.
<p>Lesson 3. Every human being is special</p> <p>Preparation:</p> <ul style="list-style-type: none"> • Textbook lesson 3. • Read Genesis 1: 11 - 25. <p>In the class:</p> <ul style="list-style-type: none"> • Tell the history to the students. • Sing Psalm 24:1. 	<p>Lesson 3. Every human being is special</p> <ul style="list-style-type: none"> • Search and encircle for the list of words hidden in the grid. • Study Genesis 2: 7. • Sing Psalm 24: 1.
<p>Lesson 4. The snake in the garden of Eden</p> <p>Preparation:</p> <ul style="list-style-type: none"> • Textbook lesson 4. • Read Genesis 2:17 and Genesis 3: 1 - 24. <p>In the class:</p> <ul style="list-style-type: none"> • Tell the history to the students. • Sing Psalm 139: 1. 	<p>Lesson 4. The snake in the garden of Eden</p> <ul style="list-style-type: none"> • Fill in the missing words in order to complete the Bible verses and then colour the picture. Use the King James Bible. • Study Genesis 3: 8. • Sing Psalm 139: 1.

<p>Lesson 5. The offerings of Cain and Abel</p> <p>Preparation:</p> <ul style="list-style-type: none"> • Textbook lesson 5. • Read Genesis 4. <p>In the class:</p> <ul style="list-style-type: none"> • Tell the history to the students. • Sing Psalm 51: 1. 	<p>Lesson 5. The offerings of Cain and Abel</p> <ul style="list-style-type: none"> • Answer the questions and complete the word block. • Study Genesis 4: 4 • Sing Psalm 51: 1.
<p>Lesson 6. The dove returns to Noah's Ark</p> <p>Preparation:</p> <ul style="list-style-type: none"> • Textbook lesson 6. • Read Genesis 6 up to Genesis 8: 2. <p>In the class:</p> <ul style="list-style-type: none"> • Tell the history to the students. • Sing Psalm 58: 4. 	<p>Lesson 6. The dove returns to Noah's Ark</p> <ul style="list-style-type: none"> • Fill in the missing letters and complete the Bible verses. • Study Genesis 6: 18. • Sing Psalm 58: 4.
<p>Lesson 7. The tower of Babel</p> <p>Preparation:</p> <ul style="list-style-type: none"> • Textbook lesson 7. • Read Genesis 11: 1 - 9. <p>In the class:</p> <ul style="list-style-type: none"> • Tell the history to the students. • Sing Psalm 87: 1. 	<p>Lesson 7. The tower of Babel</p> <ul style="list-style-type: none"> • Fill in the missing words and use the given pictures as clues. • Study Genesis 11: 7. • Sing Psalm 87: 1.
<p>Lesson 8. God's promise to Abram</p> <p>Preparation:</p> <ul style="list-style-type: none"> • Textbook lesson 8. • Read Genesis 11: 27 - 32 and Genesis 12: 1 - 7. <p>In the class:</p> <ul style="list-style-type: none"> • Tell the history to the students. • Sing psalm 47: 1. 	<p>Lesson 8. God's promise to Abram</p> <ul style="list-style-type: none"> • Colour the map according to the instructions. • Study Genesis 15: 5. • Sing Psalm 47: 1. • Watch Genesis part 2 as presented by the Bibleproject. 

<p>Lesson 9. Abram receives gifts from Pharaoh</p> <p>Preparation:</p> <ul style="list-style-type: none"> • Textbook lesson 9. • Read Genesis 12: 1 - 20. <p>In the class:</p> <ul style="list-style-type: none"> • Tell the history to the students. • Sing Psalm 125: 2. 	<p>Lesson 9. Abram receives gifts from Pharaoh</p> <ul style="list-style-type: none"> • Choose the correct answer in order to complete the Bible verse and colour the picture. • Study Genesis 12: 18. • Sing Psalm 125: 2.
<p>Lesson 10. Abram and Lot part ways</p> <p>Preparation:</p> <ul style="list-style-type: none"> • Textbook lesson 10. • Read Genesis 13: 1 - 18. <p>In the class:</p> <ul style="list-style-type: none"> • Tell the history to the students. • Sing Psalm 99: 1. 	<p>Lesson 10. Abram and Lot part ways</p> <ul style="list-style-type: none"> • Fill in the missing words and colour the picture. • Study Genesis 13: 12. • Sing Psalm 99: 1.
<p>Lesson 11. Melchizedek gives Abram bread and wine</p> <p>Preparation:</p> <ul style="list-style-type: none"> • Textbook lesson 11. • Read Genesis 14: 17- 24. <p>In the class:</p> <ul style="list-style-type: none"> • Tell the history to the students. • Sing Psalm 98: 3. 	<p>Lesson 11. Melchizedek gives Abram bread and wine</p> <ul style="list-style-type: none"> • Fill in the correct answers and complete the crossword. • Study Genesis 14: 19. • Sing Psalm 98: 3.
<p>Lesson 12. Hagar flees to the wilderness</p> <p>Preparation:</p> <ul style="list-style-type: none"> • Textbook lesson 12. • Read Genesis 16. <p>In the class:</p> <ul style="list-style-type: none"> • Tell the history to the students. • Sing Psalm 97: 1. 	<p>Lesson 12. Hagar flees to the wilderness</p> <ul style="list-style-type: none"> • Draw the picture of the sacrifice Abraham had to bring to God. Then fill in the missing words from the given Bible verse below. • Study Genesis 16: 9. • Sing Psalm 97: 1.

<p>Lesson 13. Abram gets a new name</p> <p>Preparation:</p> <ul style="list-style-type: none"> • Textbook lesson 13. • Read Genesis 17. <p>In the class:</p> <ul style="list-style-type: none"> • Tell the history to the students. • Sing Psalm 105: 5. 	<p>Lesson 13. Abram gets a new name</p> <ul style="list-style-type: none"> • Search and encircle the list of words hidden in the grid. • Study Genesis 17: 5. • Sing Psalm 105: 5.
<p>Lesson 14. The destruction of Sodom and Gomorrah</p> <p>Preparation:</p> <ul style="list-style-type: none"> • Textbook lesson 14. • Read Genesis 18: 16 up to Genesis 19: 38. <p>In the class:</p> <ul style="list-style-type: none"> • Tell the history to the students. • Sing Psalm 84: 6. 	<p>Lesson 14. The destruction of Sodom and Gomorrah</p> <ul style="list-style-type: none"> • Fill in the missing letters in order to complete the Bible verses and then colour the picture. • Study Genesis 19: 17. • Sing Psalm 84:6.
<p>Lesson 15. Isaac is born</p> <p>Preparation:</p> <ul style="list-style-type: none"> • Textbook lesson 15. • Read Genesis 21. <p>In the class:</p> <ul style="list-style-type: none"> • Tell the history to the students. • Sing Psalm 97: 7. 	<p>Lesson 15. Isaac is born</p> <ul style="list-style-type: none"> • Highlight the correct answer and colour the picture. • Study Genesis 21: 5. • Sing Psalm 97:7.
<p>Lesson 16. God provides a ram to offer</p> <p>Preparation:</p> <ul style="list-style-type: none"> • Textbook lesson 16. • Read Genesis 22. <p>In the class:</p> <ul style="list-style-type: none"> • Tell the history to the students. • Sing Psalm 103: 9. 	<p>Lesson 16. God provides a ram to offer</p> <ul style="list-style-type: none"> • Study Genesis 22: 12. • Sing Psalm 103: 9. • Draw a picture of the animal God provided to be sacrificed in the place of Isaac.


<p>Lesson 17. John the Baptist</p> <p>Preparation:</p> <ul style="list-style-type: none"> • Textbook lesson 17. • Read Luke 1. <p>In the class:</p> <ul style="list-style-type: none"> • Tell the history to the students. • Sing Psalm 100: 2 and 4. 	<p>Lesson 17. John the Baptist</p> <ul style="list-style-type: none"> • Fill in the correct answers and colour the picture. • Study Luke 1: 13. • Sing Psalm 100: 2 and 4. • Watch Luke part one as presented by the Bibleproject. 
<p>Lesson 18. Joseph and Mary on their way to Bethlehem</p> <p>Preparation:</p> <ul style="list-style-type: none"> • Textbook lesson 18. • Read Luke 2 and Matthew 1: 18 up to Matthew 2: 23. <p>In the class:</p> <ul style="list-style-type: none"> • Tell the history to the students. • Sing Psalm 136: 1, 12 and 20. 	<p>Lesson 18. Joseph and Mary on their way to Bethlehem</p> <ul style="list-style-type: none"> • Draw a picture of the three treasures the wise men brought the Baby Jesus and then complete the Bible verse below. • Study Luke 2: 13 and 14. • Sing Psalm 136: 1, 12 and 20.
<p>Lesson 19. John wears a robe of camel hair and eats locusts and wild honey</p> <p>Preparation:</p> <ul style="list-style-type: none"> • Textbook lesson 19. • Read Matthew 3. <p>In the class:</p> <ul style="list-style-type: none"> • Tell the history to the students. • Sing Psalm 150: 3. 	<p>Lesson 19. John wears a robe of camel hair and eats locusts and wild honey</p> <ul style="list-style-type: none"> • Colour the picture of the three enticements the devil tempted Jesus with. • Study Matthew 3: 2. • Sing Psalm 150: 3.
<p>Lesson 20. Jesus' work as Saviour begins</p> <p>Preparation:</p> <ul style="list-style-type: none"> • Textbook lesson 20. • Read John 2: 13 - 25. <p>In the class:</p> <ul style="list-style-type: none"> • Tell the history to the students. • Sing Psalm 1:4 	<p>Lesson 20. Jesus' work as Saviour begins</p> <ul style="list-style-type: none"> • Fill in the correct answers to complete the Bible verses and colour the picture. • Study John 1:1. • Sing Psalm 1:4.

<p>Lesson 21. Jesus in Samaria and Nazareth</p> <p>Preparation:</p> <ul style="list-style-type: none"> • Textbook lesson 21. • Read Luke 4: 14 - 44, Luke 5: 1 - 11 and John 4: 1 - 54. <p>In the class:</p> <ul style="list-style-type: none"> • Tell the history to the students. • Sing Psalm 36: 2. 	<p>Lesson 21. Jesus in Samaria and Nazareth</p> <ul style="list-style-type: none"> • Answer the questions and complete the crossword, then colour the picture. • Study Mark 1: 17. • Sing Psalm 36:2.
<p>Lesson 22. Jesus' miracles of the Lord Jesus creates enemies</p> <p>Preparation:</p> <ul style="list-style-type: none"> • Textbook lesson 22. • Read Matthew 12: 1 - 8. <p>In the class:</p> <ul style="list-style-type: none"> • Tell the history to the students. • Sing Psalm 25: 2. 	<p>Lesson 22. Jesus' miracles of the Lord Jesus creates enemies</p> <ul style="list-style-type: none"> • Study the pictures and write the correct answers in order to complete the Bible verses, then colour the pictures. • Study Luke 5: 20. • Sing Psalm 25: 2.
<p>Lesson 23. Sermon on the Mount</p> <p>Preparation:</p> <ul style="list-style-type: none"> • Textbook lesson 23. • Read Matthew 6: 1 - 18. <p>In the class:</p> <ul style="list-style-type: none"> • Tell the history to the students. • Sing Psalm 124: 4. 	<p>Lesson 23. Sermon on the Mount</p> <ul style="list-style-type: none"> • Fill in the missing words from the Lord's Prayer and colour the picture. • Study Matthew 6: 8. • Sing Psalm 124: 4.
<p>Lesson 24. Jesus' appearance in Galilee</p> <p>Preparation:</p> <ul style="list-style-type: none"> • Textbook lesson 24. • Read Luke 7: 36 - 50. <p>In the class:</p> <ul style="list-style-type: none"> • Tell the students the history. • Sing Psalm 136: 1. 	<p>Lesson 24. Jesus' appearance in Galilee</p> <ul style="list-style-type: none"> • Colour the picture and fill in the correct answers in order to complete the sentences. • Study Luke 7: 23. • Sing Psalm 136: 1.

<p>Lesson 25. Jesus teaches through parables</p> <p>Preparation:</p> <ul style="list-style-type: none"> • Textbook lesson 25. • Read Matthew 13: 1 - 52. <p>In the class:</p> <ul style="list-style-type: none"> • Tell the students the history. • Sing Psalm 116: 10. 	<p>Lesson 25. Jesus teaches through parables</p> <ul style="list-style-type: none"> • Connect the dots and colour the picture. • Study Matthew 13: 37. • Sing Psalm 116: 10.
<p>Lesson 26. Jesus's Wonders of salvation</p> <p>Preparation:</p> <ul style="list-style-type: none"> • Textbook lesson 26. • Read Luke 8: 40 - 56. <p>In the class:</p> <ul style="list-style-type: none"> • Tell the students the history. • Sing Psalm 42: 1. 	<p>Lesson 26. Wonders of salvation</p> <ul style="list-style-type: none"> • Highlight the correct answer and then colour the picture. • Study Luke 8: 48. • Sing Psalm 42: 1.
<p>Lesson 27. Progress and resistance in Galilee</p> <p>Preparation:</p> <ul style="list-style-type: none"> • Textbook lesson 27. • Read Mark 6: 30 - 44. <p>In the class:</p> <ul style="list-style-type: none"> • Tell history to the students. • Sing Psalm 32: 1. 	<p>Lesson 27. Progress and resistance in Galilee</p> <ul style="list-style-type: none"> • Fill in the missing letters to complete the Bible verses. Use the King James Bible. • Study John 6: 33. • Sing Psalm 32: 1
<p>Lesson 28. That which comes from the heart makes a man pure or impure</p> <p>Preparation:</p> <ul style="list-style-type: none"> • Textbook lesson 28. • Read Matthew 15. <p>In the class:</p> <ul style="list-style-type: none"> • Tell the students the history. • Sing Psalm 122: 1. 	<p>Lesson 28. That which comes from the heart makes a man pure or impure</p> <ul style="list-style-type: none"> • Search and encircle the list of words hidden in the grid. • Study Matthew 15: 11. • Sing Psalm 122: 1.

I. The days of Creation

Draw the picture that fits with the mentioned day of creation, as indicated below:

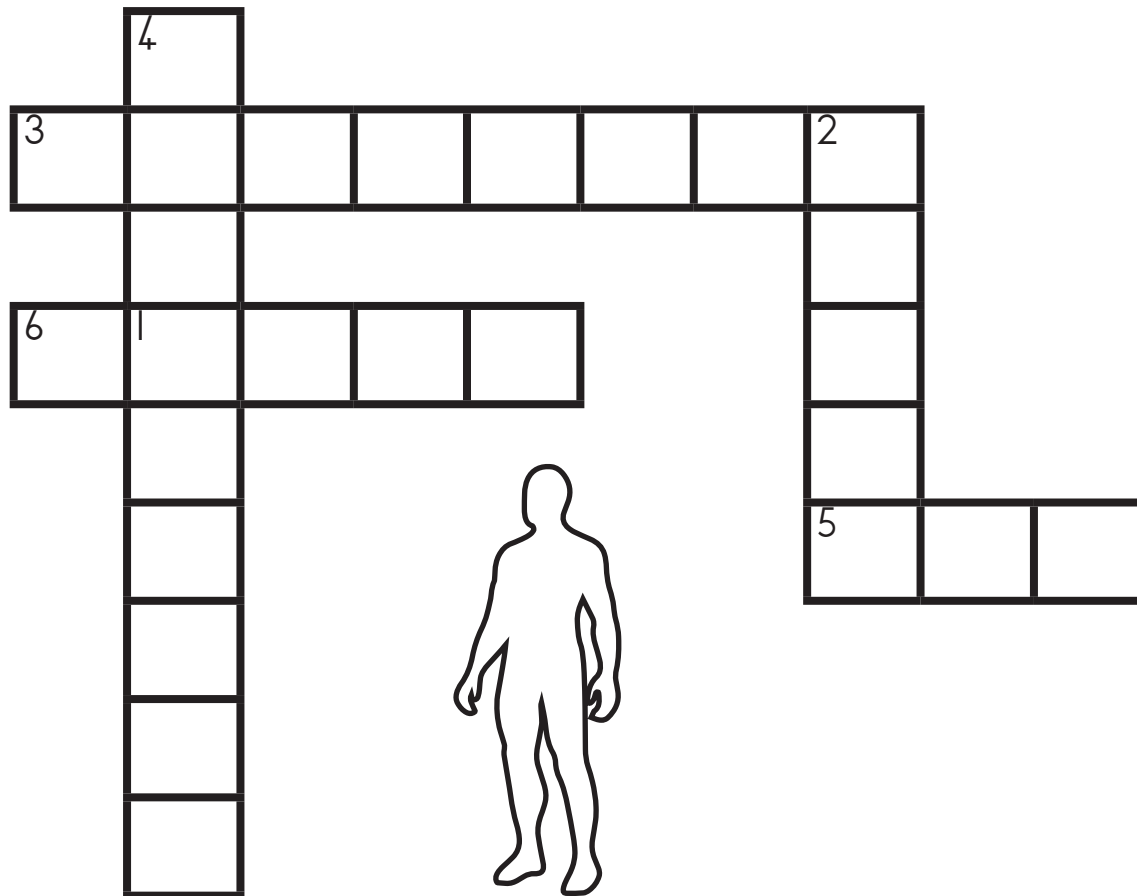
Day 1 Light	Day 2 Water above and under
Day 3 Sea, dry land and plants	 Day 4 Sun, moon and stars
Day 5 Fish and birds	Day 6 Animals and Man
Day 7 Day of rest	

Study: Genesis 1: 1 "In the beginning God created the heaven and the earth."

Sing: Psalm 116: 1

2. The garden of Eden

Answer the questions and complete the crossword:



Across

3. God made man and gave him " _____ over the fish of the sea, and over the fowl of the air, and over every living thing that moveth upon the earth." (Genesis 1: 28)
5. God created everything in the heavens and on earth in _____ days. (Genesis 1: 31)
6. Man could eat the _____ of the trees.

Down

1. God blessed the seventh day and sanctified it, and He _____ on the seventh day. (Genesis 2: 3)
2. Man gave all the livestock, wild animals and birds _____. (Genesis 2: 20)
4. "And a river went out of Eden to water the garden; and from thence it was parted, and became into _____ heads." (Genesis 2: 10)

Study: Genesis 2: 8 "And the LORD God planted a garden eastward in Eden; and there he put the man whom he had formed."

Sing: Psalm 134: 4

3. Every human being is special

Search and encircle the list of words hidden in the grid:

SEED

HEAVEN

PLANT

DAY

TREES

EVENING

NIGHT

ANIMALS

S	E	E	D	Z	V	X	E	J	D
L	K	S	O	P	D	C	V	B	A
A	J	C	L	L	R	T	E	V	Y
M	Q	H	E	A	V	E	N	C	T
I	D	Y	M	N	F	P	I	S	Q
N	I	G	H	T	H	L	N	O	W
A	A	R	U	S	N	K	G	T	A
R	Y	B	H	G	T	R	E	E	S




Study: Genesis 2: 7 "And the LORD God formed man of the dust of the ground, and breathed into his nostrils the breath of life; and man became a living soul."

Sing: Psalm 24: 1

4. The snake in the garden of Eden

Fill in the missing words in order to complete the Bible verses and then colour the picture. Use the King James Bible (<https://www.kingjamesbibleonline.org/>):

1. "But of the tree of the knowledge of _____, thou shalt not eat of it: for in the day that thou eatest thereof thou shalt _____." (Genesis 2: 17)
2. "Now the _____ was more subtil than any beast of the field which the LORD God had made. And he said unto the woman, Yea, hath God said, Ye shall not eat of every tree of the garden?" (Genesis 3:1)
3. "And the woman said unto the serpent, We may eat of the _____ of the trees of the garden:" (Genesis 3: 2)
4. "But of the fruit of the tree which is in the _____ of the garden, God hath said, Ye shall not _____ of it, neither shall ye touch it, lest ye die." (Genesis 3: 3)
5. "And the LORD God called unto Adam, and said unto him, Where art _____?" (Genesis 3:9)





Study: Genesis 3: 8 "And they heard the voice of the LORD God walking in the garden in the cool of the day: and Adam and his wife hid themselves from the presence of the LORD God amongst the trees of the garden."

Sing: Psalm 139: 1

5. The offerings of Cain and Abel

Answer the questions and complete the word block:

1.									
2.									
3.									
4.									
5.									
6.									



- Which son of Adam and Eve became the keeper of sheep?
_____ (Genesis 4: 2)
- Which son of Adam and Eve became a tiller of ground?
_____ (Genesis 4:2)
- "And the LORD had respect unto Abel and to his
_____:" (Genesis 4:4)
- Cain talked with his brother Abel and when they were in the field Cain _____ Abel. (Genesis 4: 8)
- Cain went away from the presence of the Lord and lived in the land of _____, (Genesis 4: 16)
- On the east of _____ (Genesis 4: 16)


Study: Genesis 4: 4 "And Abel, he also brought of the firstlings of his flock and of the fat thereof. And the LORD had respect unto Abel and to his offering:"

Sing: Psalm 51: 1

6. The dove returns to Noah's Ark

Fill in the missing letters and complete the Bible verse then colour the picture:

1. "B_t N__h f____nd gr_c_ _n th_ ____s
f th L_RD." (Genesis 6: 8)
2. "M_k_ th__ _n _rk _f g_ph_r w__d; r____
ms sh_lt th___ m_k_ _n th_ _rk, and
sh_lt p_tch _t w_th_n _nd w_th___t
w_th p_tch." (Genesis 6: 14)
3. "_nd th_ L_RD s__d _nt_ N__h, C_m_
th__ _nd _ll th_ h___s_ _nt_ th_ _
rk; f_r th___ h_v_ I s___n r_gh_t___s
b_f_r_ m_ _n th_s g_n_r_t__n."
(Genesis 7: 1)




Study: Genesis 6: 18 "But with thee will I establish my covenant; and thou shalt come into the ark, thou, and thy sons, and thy wife, and thy sons' wives with thee."

Sing: Psalm 58: 4

7. The tower of Babel

Fill in the missing words and use the pictures given as clues:

1. "And God blessed Noah and his _____, and said unto them, Be fruitful, and multiply, and replenish the earth." (Genesis 9: 11)
2. "I do set my _____ in the cloud, and it shall be for a token of a covenant between me and the earth." (Genesis 9: 13)
3. "And the bow shall be in the _____; and I will look upon it, that I may remember the everlasting covenant between God and every living creature of all flesh that is upon the earth." (Genesis 9: 16)
4. "And Noah began to be an husbandman (farmer), and he planted a _____:" (Genesis 9:20)
5. "And they said, Go to, let us build us a city and a _____, whose top may reach unto heaven; and let us make us a name, lest we be scattered abroad upon the face of the whole earth." (Genesis 11: 4)



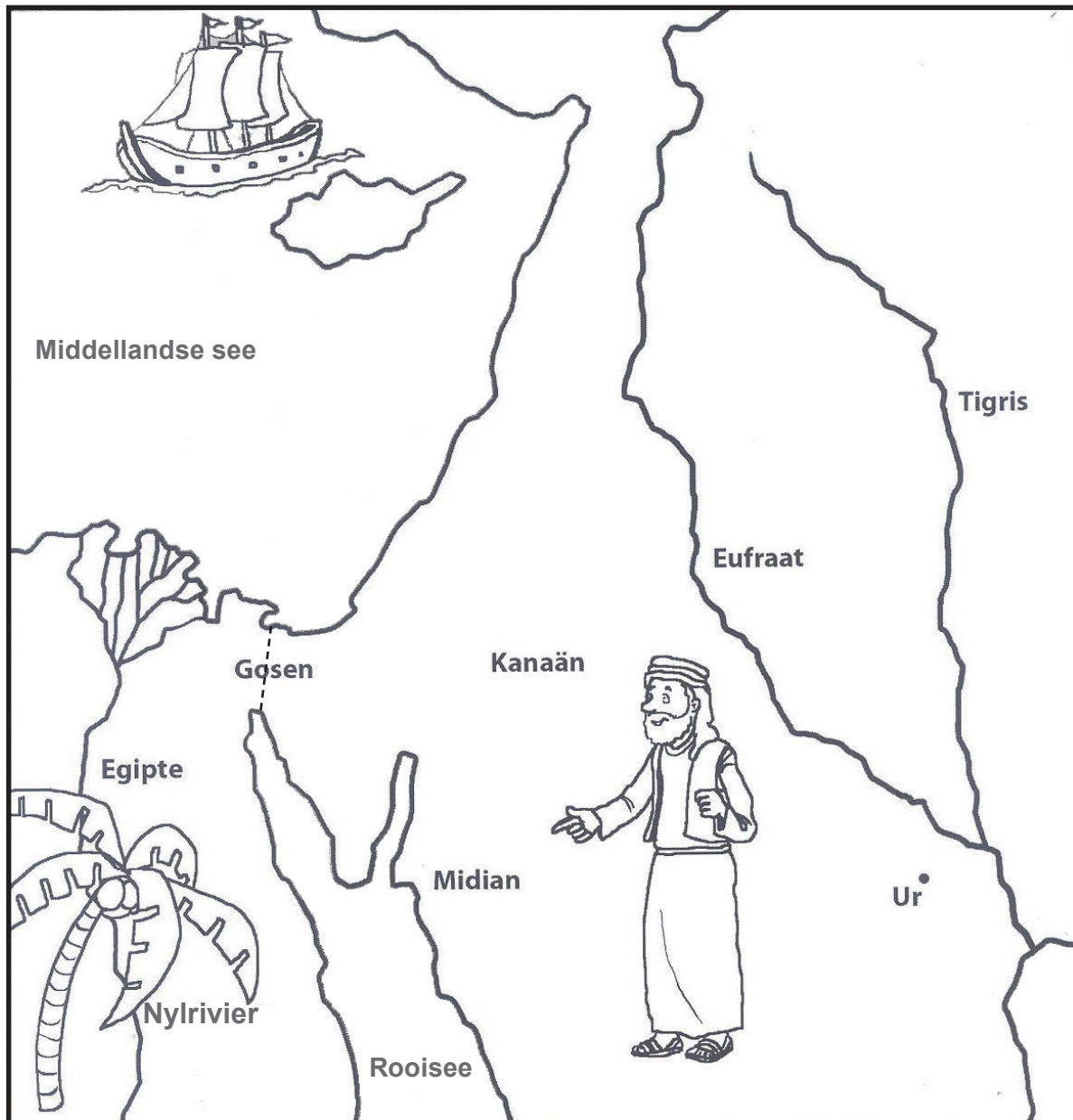

Study: Genesis 11: 7 "Go to, let us go down, and there confound their language, that they may not understand one another's speech."

Sing: Psalm 87: 1

8. God's promise to Abram

Colour the map according to the instructions:

1. Red sea, Mediterranean sea: Light blue
2. Canaan: Yellow
3. Egypt: Green
4. The Euphrates and Tigris Rivers: Dark blue



Study: Genesis 15: 5 "And he brought him forth abroad, and said, Look now toward heaven, and tell the stars, if thou be able to number them: and he said unto him, So shall thy seed be."


Sing: Psalm 47: 1

9. Abram receives gifts from Pharaoh

Choose the correct answer to complete the sentence and colour the picture:

Lot country Sichern sister plagued father altar

1. "Now the LORD had said unto Abram, Get thee out of thy _____, and from thy kindred, and from thy _____'s house, unto a land that I will shew thee:" (Genesis 12: 1)
2. "So Abram departed, as the LORD had spoken unto him; and _____ went with him:" (Genesis 12: 4)
3. "And Abram passed through the land unto the place of _____, unto the plain of Moreh. And the Canaanite was then in the land." (Genesis 12: 6)
4. And Abram build an _____ for the Lord. (Genesis 12: 7)
5. Abram said to Sarai that she was his _____ . (Genesis 12: 13)
6. The Lord _____ Pharaoh and his house because Sarai was Abram's wife. (Genesis 12:17)




Study: Genesis 12: 18 "And Pharaoh called Abram, and said, What is this that thou hast done unto me? why didst thou not tell me that she was thy wife?"

Sing: Psalm 125: 2

10. Abram and Lot part ways

Fill in the missing words and colour the picture:

1. "Then Lot chose him all the _____;
and Lot journeyed east: and they separated themselves
the one from the other." (Genesis 13: 11)
2. "Abram dwelled in the land of _____, and
Lot dwelled in the cities of the plain, and pitched his tent
toward Sodom." (Genesis 13: 12)

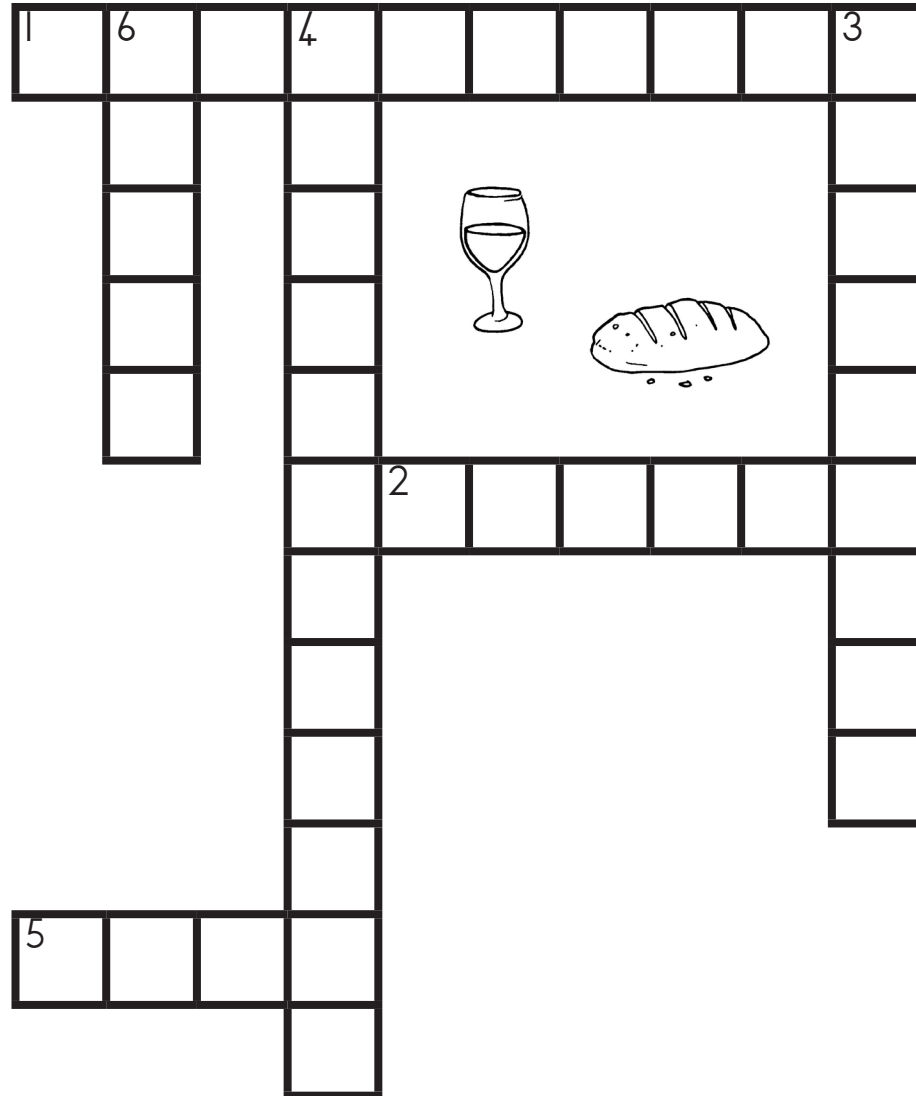


Study: Genesis 13:12 "Abram dwelled in the land of Canaan, and Lot dwelled in the cities of the plain, and pitched his tent toward Sodom."

Sing: Psalm 99: 1

II. Melchizedek gives Abram bread and wine

Fill in the correct answers and complete the crossword:



Across

1. Who was the king of Salem? _____ (Genesis 14: 18)
2. Abram said that he will not take a _____ even of shoelatchet. (Genesis 14: 23)
5. Melchizedek brought bread and _____. (Genesis 14: 18)

Down

3. The kings met, at the valley of Shaveh, which is the _____. (Genesis 14: 17)
4. Abram slaughtered _____. (Genesis 14: 17)
6. And Abram said: "Save only that which the young men have _____".(Genesis 14: 24)

Study: Genesis 14: 19 "And he blessed him, and said, Blessed be Abram of the most high God, possessor of heaven and earth:"

Sing: Psalm 98: 3

12. Hagar flees to the wilderness

Draw a picture of the sacrifice Abram had to bring God, so that the Lord could make a bond with him that night, in order for Abram's descendants to have the land Canaan:



Genesis 15: 5

"And he brought him forth abroad, and said, Look now toward _____, and _____ the _____, if thou be able to _____ them: and he said unto him, So shall thy _____ be."

Study: Genesis 16: 9 "And the angel of the LORD said unto her, Return to thy mistress, and submit thyself under her hands."

Sing: Psalm 97: 1

13. Abram gets a new name

Search and encircle the list of words hidden in the grid:

LAUGH

SON

FLESH

GENERATIONS

ISHMAEL

ISAAC



G	E	N	E	R	A	T	I	O	N	S
W	R	Y	P	R	E	V	S	K	A	D
Q	D	G	L	A	U	G	H	P	M	E
I	S	T	K	T	A	O	M	L	T	R
S	O	N	J	F	Y	S	A	I	U	G
A	X	R	N	B	N	A	E	Y	H	T
A	Z	F	Y	I	E	F	L	E	S	H
C	C	V	B	N	Q	W	D	P	O	L


Study: Genesis 17: 5 "Neither shall thy name any more be called Abram, but thy name shall be Abraham; for a father of many nations have I made thee."

Sing: Psalm 105: 5

14. The destruction of Sodom and Gomorrah

Fill in the missing letters in order to complete the Bible verses, then colour the picture:

1. And th_ L_RD s__d, "B_c__s_ th_ cr_ _f S_d_m and G_m_rr_h is gr__t, _nd b_c__s_ th__r s_n _s v_r_ gr__v__s;" (Genesis 18: 20)
2. And th_ L_RD s__d, "_f _f_nd _n S_d_m f_ft_ r_gh_t___s w_th_n th_ c_t_, th_n _ w_ll sp_r_ _ll th_ pl_c_ f_r th__r s_k_s." (Genesis 18: 26)



Study: Genesis 19: 17 "And it came to pass, when they had brought them forth abroad, that he said, Escape for thy life; look not behind thee, neither stay thou in all the plain; escape to the mountain, lest thou be consumed."

Sing: Psalm 84: 6

15. Isaac is born

Highlight the correct answers and colour the picture:

1. "And Abraham said of (Sarah / Hagar) his wife, She is my sister: and Abimelech king of Gerar sent, and took (Sarah / Hagar)." (Genesis 20: 2)
2. "But God came to (Abraham / Abimelech) in a dream by night, and said to him, Behold, thou art but a dead man, for the woman which thou hast taken; for she is a man's wife." (Genesis 20: 3)
3. "Then (Abimelech / Abraham) called (Abraham / Abimelech), and said unto him, What hast thou done unto us?" (Genesis 20: 9)
4. "And Abraham called the name of his son that was born unto him, whom (Sarah / Hagar) bare to him, Isaac." (Genesis 21:3)
5. Sarah send Hagar and (Isaac / Ishmael) packing. (Genesis 21: 10)




Study: Genesis 21: 5 "And Abraham was an hundred years old, when his son Isaac was born unto him."

Sing: Psalm 97: 7

16. God provides a ram to offer

Draw a picture of the animal God provided to be offered in the place of Isaac:



Study: Genesis 22: 12 "And he said, Lay not thine hand upon the lad, neither do thou any thing unto him: for now I know that thou fearest God, seeing thou hast not withheld thy son, thine only son from me."


Sing: Psalm 103: 9

17. John the Baptist

Colour the picture and fill in the correct the answers to complete the sentences:

angel Zacharias Elisabeth dumb Jesus John

1. A priest with the name _____ was of the course Abia. (Luke 1: 5)
2. He and his wife _____ had no children. (Luke 1: 7)
3. Zacharias was at the Altar of incense when an _____ appeared to him. (Luke 1: 11)
4. The angel said he had to name his son _____. (Luke 1: 13)
5. Zacharias did not believe the angel, and therefore he became _____. (Luke 1: 20)
6. The angel Gabriel appeared to Mary and said she had to name her son _____. (Luke 1: 31)



Study: Luke 1: 13 "But the angel said unto him, Fear not, Zacharias: for thy prayer is heard; and thy wife Elisabeth shall bear thee a son, and thou shalt call his name John."

Sing: Psalm 100: 2 and 4

18. Joseph and Mary on their way to Bethlehem

Draw a picture of the three treasures the wise men brought as gifts to the Baby Jesus, and then complete the Bible verse below:

Matthew 2: 11

"...when they had opened their treasures, they presented unto him gifts;

_____, and _____,
and _____."




Study: Luke 2: 13 - 14 "And suddenly there was with the angel a multitude of the heavenly host praising God, and saying, 14 Glory to God in the highest, and on earth peace, good will toward men."

Sing: Psalm 136: 1, 12 and 20


19. John wears a robe of camel hair and eats locusts and wild honey

Colour the pictures of the three enticements the devil tempted Jesus with when he said:


1. "If thou be the Son of God, command that these stones be made bread."
(Matthew 4: 3)



2. "If thou be the Son of God, cast thyself down:"
(Matthew 4: 6)



3. "All these things will I give thee, if thou wilt fall down and worship me."
(Matthew 4: 9)



Study: Matthew 3: 2 "And saying, Repent ye: for the kingdom of heaven is at hand."


Sing: Psalm 150: 3

20. Jesus' work as Saviour begins

Fill in the correct answer to complete the Bible verses and colour the picture:

temple begotton scourge Cana wind

1. "And the third day there was a marriage in _____ of Galilee; and the mother of Jesus was there:" (John 2: 1)
2. "And when he had made a _____ of small cords, he drove them all out of the temple." (John 2: 15)
3. "Jesus answered and said unto them, Destroy this _____, and in three days I will raise it up." (John 2: 19)
4. "The _____ bloweth where it listeth, and thou hearest the sound thereof, but canst not tell whence it cometh, and whither it goeth: so is every one that is born of the Spirit." (John 3: 8)
5. "For God so loved the world, that he gave his only _____ Son, that whosoever believeth in him should not perish, but have everlasting life." (John 3: 16)




Study: John 1: 1 "In the beginning was the Word, and the Word was with God, and the Word was God."

Sing: Psalm 1: 4

21. Jesus in Samaria and Nazareth

Answer the questions and complete the crossword, then colour the picture:



Across:

2. After two day Jesus went to _____ (John 4: 43)
4. Who heard that Jesus made and baptized more disciples than John? _____ (John 4: 1)
5. _____ and those with him followed Jesus. (Mark 1: 36)

Down:

1. When Jesus walked by the sea of Galilee, he saw _____ and his brother, Simon. (Mark 1: 16)
3. What is the name of Zebedee's son?
_____ (Mark 1: 19)
6. They went to Capernaum and on the _____ day Jesus went into the synagogue to teach the people. (Mark 1:21)




Study: Mark 1: 17 "And Jesus said unto them, Come ye after me, and I will make you to become fishers of men."

Sing: Psalm 36: 2

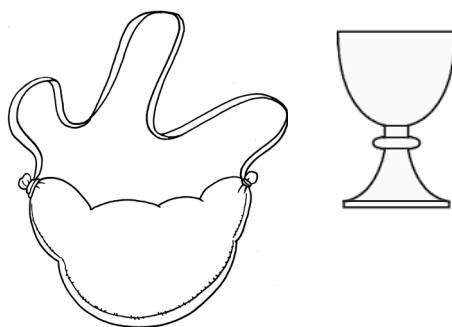
22. The miracles of the Lord Jesus creates enemies

Study the pictures and write the correct answers in order to complete the Bible verses. Then colour the pictures:

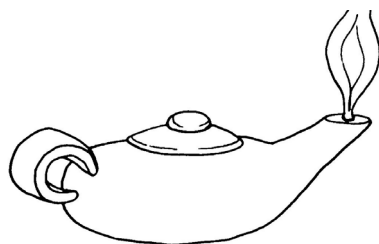
1. "And, behold, men brought in a b_____ a man which was taken with a palsy: and they sought means to bring him in, and to lay him before him." (Luke 5: 18)



2. "And no man putteth new wine into old b_____; else the new wine will burst the bottles, and be spilled, and the bottles shall perish." (Luke 5: 37)



3. "He was a burning and a shining l_____: and ye were willing for a season to rejoice in his light." (John 5: 35)



Study: Luke 5: 20 "And when he saw their faith, he said unto him, Man, thy sins are forgiven thee."

Sing: Psalm 25: 2

23. Sermon on the Mount

Colour the picture and fill in the missing words of the Lord's Prayer (Matthew 6: 9 - 13):

Our _____ which art in _____,

Hallowed be thy _____.

Thy _____ come.

Thy will be done in _____, as it is in heaven.

Give us this day our daily _____.

And forgive us our _____,

as we _____ our debtors.

And lead us not into _____,

but deliver us from _____:

For thine is the kingdom, and the _____,

and the _____, for ever.

Amen.




Study: Matthew 6: 8 "Be not ye therefore like unto them: for your Father knoweth what things ye have need of, before ye ask him."

Sing: Psalm 124: 4

24. Jesus' appearance in Galilee

Colour the picture and fill in the correct answers in order to complete the sentences:

1. The widow whose son died, lived in _____. (Luke 7:11 - 13)
2. The man who was dead, sat up and began to _____. (Luke 7: 15)
3. "But the _____ and lawyers rejected the counsel of God against themselves, being not baptized of him." (Luke 7: 30)
4. "For whosoever shall do the will of my _____ which is in heaven, the same is my brother, and sister, and mother." (Matthew 12: 50)
5. "And he said unto her, Thy _____ are forgiven." (Luke 7: 48)



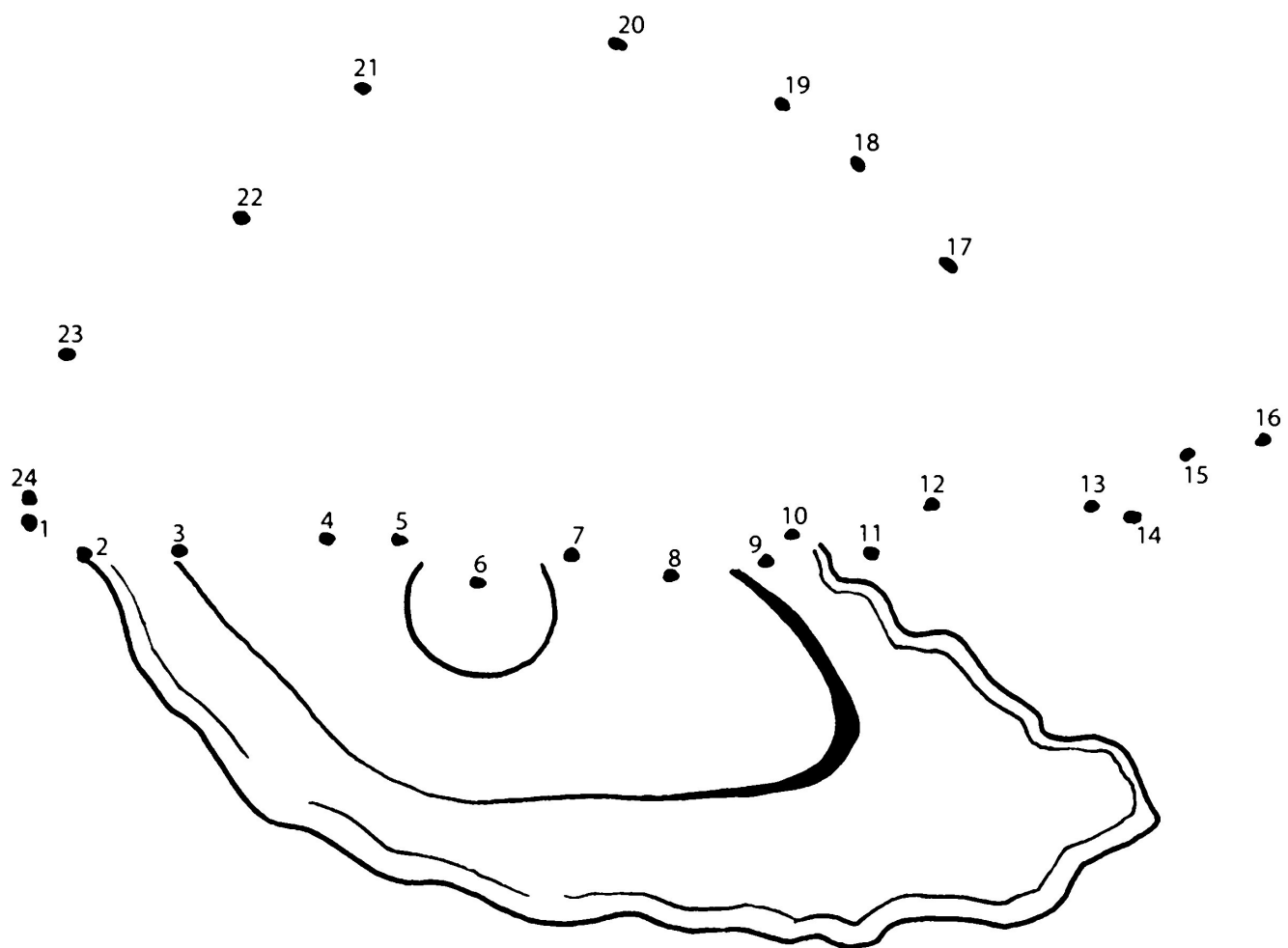
Study: Luke 7: 23 "And blessed is he, whosoever shall not be offended in me."

Sing: Psalm 136: 1

25. Jesus teaches through parables

Connect the dots, then colour the picture:

Matthew 13: 45 - 46 "Again, the kingdom of heaven is like unto a merchant man, seeking goodly pearls: Who, when he had found one pearl of great price, went and sold all that he had, and bought it."




Study: Matthew 13: 37 "He answered and said unto them, He that soweth the good seed is the Son of man;"

Sing: Psalm 116: 10

26. Wonders of salvation

Highlight the correct answer and colour the picture:

1. The ruler of the synagogue's name was (Jairus / John). (Luke 8: 41)
2. His (oldest / only) daughter who was about twelve years old was dying. (Luke 8: 42)
3. A herd of many (swine / cattle) was feeding a good way off from them. (Matthew 8: 30)
4. When Jesus departed (four / two) blind men followed him. (Matthew 9: 27)
5. The herd of about (two thousand / three hundred) ran down a steep place into the sea. (Mark 5: 13)



Study: Luke 8: 48 "And he said unto her, Daughter, be of good comfort: thy faith hath made thee whole; go in peace."

Sing: Psalm 42: 1

27. Progress and resistance in Galilee

Colour the picture and fill in the missing letters to complete the Bible verses. Use the King James Bible (<https://www.kingjamesbibleonline.org>):

Matthew 10: 1

"And when he had c_ll_d unto him h_s tw_lv_ d_sc_pl_s, h_ g_v_ th_m p_w_r against _ncl__n sp_r_ts, to c_st th_m __t, and to h__l all m_nn_r of s_ckn_ss and all m_nn_r of d_s____s_."

John 6: 12

"When they were filled, he s__d unto his d_sc_pl_s, G_th_r up the fr_gm_nts that r_m__n, th_t n_th_ng b_l_st."



Study: John 6: 33 "For the bread of God is he which cometh down from heaven, and giveth life unto the world."

Sing: Psalm 32: 1

28. That which comes from the heart makes a man pure or impure

Search and encircle the list of words hidden in the grid:

HEROD

MESSIAH

CAPERNAUM

PHARISEES

JERUSALEM

SADDUCEES

GALILEE

PETER

Apostles' Creed
 I believe in God the Father Almighty,
 Creator of heaven and earth; and in Jesus Christ,
 His only Son, our Lord,
 who was conceived by the Holy Spirit,
 born of the Virgin Mary,
 suffered under Pontius Pilate,
 was crucified, and died,
 and was buried.
 He descended into hell, the third day He rose
 again from the dead.
 He ascended into heaven,
 sitteth at the right hand of God,
 the Father Almighty,
 From thence He shall come to judge the living and the dead.
 I believe in the Holy Spirit,
 I believe in the holy Christian church
 the communion of Saints,
 the forgiveness of sins,
 the resurrection of the body,
 and the life everlasting.
 Amen.

P	M	J	Y	T	C	V	P	B	Q	A	D	S
E	O	P	K	N	A	Y	H	G	F	S	X	A
T	Z	A	C	E	P	G	A	K	O	M	N	D
E	Y	T	F	R	E	A	R	M	O	P	H	D
R	E	H	C	X	R	L	I	A	L	K	O	U
M	U	E	T	B	N	I	S	W	G	H	K	C
J	E	R	U	S	A	L	E	M	P	L	T	E
D	V	O	H	T	U	E	E	W	M	K	L	E
P	I	D	U	T	M	E	S	S	I	A	H	S

Study: Matthew 15: 11 "Not that which goeth into the mouth defileth a man; but that which cometh out of the mouth, this defileth a man."

Sing: Psalm 122: 1