

In Thy Hands

Part 1

Grade 2

Workbook



in association with





Fontein Uitgewery

c/o Starkey & Spioenkop street

Waverley, Pretoria, 0186

Office number

(+27) 82 938 0775

email address

info@fonteinuitgewery.co.za

© Copyright reserved

First print 2022

Set in 14 pt Arial

ISBN 978-1-990954-95-5

Introduction

In this workbook, multimedia is used to make the Bible more visually enriched and understandable in user friendly English for young and old. This series is suitable for families at home as well as churches and schools.

It is of the utmost importance that children should know and learn about the Word of God. The texts from Scripture that are discussed, guide and determine the contents of the different lessons which are presented. The King James Bible (<https://www.kingjamesbibleonline.org/>), see QR code, was used in the workbook and therefore the King James Bible should be used to complete the assignments in the workbooks.



The complete package falls into three parts

Part 1

- Creation up to Noah
- Abram
- The Gospels: The announcement of the birth of Christ up to Peter's confession.

Part 2

- Isaac up to Joseph
- Moses up to Joshua
- The Book of Judges up to Saul
- The Gospels: Jesus leaves Galilee and the events occurring up to His arrest.

Part 3

- David and Saul
- Kings and prophets
- The Gospels: Jesus is sentenced by Pilate and the events up to His ascension
- Acts and the conclusion of God's revelation

The Instituut vir Christelike Onderwys (ICO) aspire to publish Biblically based school books and study guides. This Biblical teaching program is published in collaboration with the Akademie Reformatoriese Opleiding en Studies (Aros). We realise the importance of Biblical knowledge with regards to the Scriptures and therefore commit ourselves to improve this knowledge in our children, students and parents.

We all contribute to the expansion of the Kingdom of God worldwide and through the Holy Spirit our children, students and parents are equipped with extended knowledge and the necessary values and skills to serve our Saviour. This is accomplished when allowing ourselves to be His witnesses and to let His light shine through us in this world.

January 2022

Table of contents

Information for Parents and Teachers.....	6
---	---

Genesis

1. The days of Creation.....	14
2. The garden of Eden.....	15
3. Every human being is special.....	16
4. The snake in the garden of Eden.....	17
5. The offerings of Cain and Abel.....	18
6. The dove returns to Noah's Ark.....	19
7. The tower of Babel.....	20

Abram


8. God's promise to Abram.....	21
9. Abram receives gifts from Pharaoh.....	22
10. Abram and Lot part ways.....	23
11. Melchizedek gives Abram bread and wine.....	24
12. Hagar flees to the wilderness.....	25
13. Abram gets a new name.....	26
14. The destruction of Sodom and Gomorrah.....	28
15. Isaac is born.....	29
16. God provides a ram to offer.....	30

The Gospels


17. John the Baptist.....	31
18. Joseph and Mary on their way to Bethlehem.....	32
19. John wears a robe of camel hair and eats locusts and wild honey.....	33

20.	Jesus' work as Saviour begins.....	34
21.	Jesus in Samaria and Nazareth.....	35
22.	The miracles of the Lord Jesus creates enemies.....	36
23.	Sermon on the Mount.....	37
24.	Jesus' appearance in Galilee.....	38
25.	Jesus teaches through parables.....	39
26.	Wonders of salvation.....	40
27.	Progress and resistance in Galilee.....	41
28.	That which comes from the heart makes man pure or impure....	42


Information for Parents and Teachers

For parent or teacher	Student assignments
<p>Lesson 1. The days of Creation</p> <p>Preparation:</p> <ul style="list-style-type: none"> • Textbook lesson 1. • Read Genesis 1. <p>In the class:</p> <ul style="list-style-type: none"> • Tell the history to the students. • Sing Psalm 116:1. 	<p>Lesson 1. The days of Creation</p> <ul style="list-style-type: none"> • Search for the list of words, hidden in the grid and colour the words with the correct colour, the colour the picture. • Study Genesis 1:1. • Sing Psalm 116:1. • Watch Genesis part one as presented by the Bibleproject. 
<p>Lesson 2. The garden of Eden</p> <p>Preparation:</p> <ul style="list-style-type: none"> • Textbook lesson 2. • Read Genesis 1: 26 - 31 and Genesis 2. <p>In the class:</p> <ul style="list-style-type: none"> • Tell the history to the students. • Sing Psalm 134: 4. 	<p>Lesson 2. The garden of Eden</p> <ul style="list-style-type: none"> • Fill in the missing words and colour the picture. • Study Genesis 2: 8. • Sing Psalm 134: 4.
<p>Lesson 3. Every human being is special</p> <p>Preparation:</p> <ul style="list-style-type: none"> • Textbook lesson 3. • Read Genesis 1: 11 - 25. <p>In the class:</p> <ul style="list-style-type: none"> • Tell the history to the students. • Sing Psalm 24: 1. 	<p>Lesson 3. Every human being is special</p> <ul style="list-style-type: none"> • Colour the pictures. • Study Genesis 2: 7. • Sing Psalm 24: 1.

<p>Lesson 4. The snake in the garden of Eden</p> <p>Preparation:</p> <ul style="list-style-type: none"> • Textbook lesson 4. • Read Genesis 2:17 and Genesis 3: 1 - 24. <p>In the class:</p> <ul style="list-style-type: none"> • Tell the history to the students. • Sing Psalm 139: 1. 	<p>Lesson 4. The snake in the garden of Eden</p> <ul style="list-style-type: none"> • Highlight the correct answers and colour the picture. • Study Genesis 3: 8. • Sing Psalm 139: 1.
<p>Lesson 5. The offerings of Cain and Abel</p> <p>Preparation:</p> <ul style="list-style-type: none"> • Textbook lesson 5. • Read Genesis 4 - Genesis 5. <p>In the class:</p> <ul style="list-style-type: none"> • Tell the history to the students. • Sing Psalm 51: 1. 	<p>Lesson 5. The offerings of Cain and Abel</p> <ul style="list-style-type: none"> • Answer the questions and colour the picture. • Study Genesis 4: 4 • Sing Psalm 51: 1.
<p>Lesson 6. The dove returns to Noah's Ark</p> <p>Preparation:</p> <ul style="list-style-type: none"> • Textbook lesson 6. • Read Genesis 6: 5 up to Genesis 8: 2. <p>In the class:</p> <ul style="list-style-type: none"> • Tell the history to the students. • Sing Psalm 58: 4. 	<p>Lesson 6. The dove returns to Noah's Ark</p> <ul style="list-style-type: none"> • Answer the questions and complete the word block. • Study Genesis 6: 18. • Sing Psalm 58: 4.
<p>Lesson 7. The tower of Babel</p> <p>Preparation:</p> <ul style="list-style-type: none"> • Textbook lesson 7. • Read Genesis 8: 20 up to Genesis 11: 9. <p>In the class:</p> <ul style="list-style-type: none"> • Tell the history to the students. • Sing Psalm 87: 1. 	<p>Lesson 7. The tower of Babel</p> <ul style="list-style-type: none"> • Colour the picture according to the numbers. • Study Genesis 11: 7. • Sing Psalm 87: 1.

<p>Lesson 8. God's promise to Abram</p> <p>Preparation:</p> <ul style="list-style-type: none"> • Textbook lesson 8. • Read Genesis 11: 27 up to Genesis 12: 7. <p>In the class:</p> <ul style="list-style-type: none"> • Tell the history to the students. • Sing psalm 47:1. 	<p>Lesson 8. God's promise to Abram</p> <ul style="list-style-type: none"> • Unscramble the letters to write the correct answers and colour the picture. • Study Genesis 15: 5. • Sing Psalm 47: 1. • Watch Genesis part 2 as presented by the Bibleproject. 
<p>Lesson 9. Abram receives gifts from Pharoah</p> <p>Preparation:</p> <ul style="list-style-type: none"> • Textbook lesson 9. • Read Genesis 12: 1 - 20. <p>In the class:</p> <ul style="list-style-type: none"> • Tell the history to the students. • Sing Psalm 125: 2. 	<p>Lesson 9. Abram receives gifts from Pharoah</p> <ul style="list-style-type: none"> • Fill in the correct answers and complete the crossword puzzle. • Study Genesis 12: 18. • Sing Psalm 125: 2.
<p>Lesson 10. Abram and Lot part ways</p> <p>Preparation:</p> <ul style="list-style-type: none"> • Textbook lesson 10. • Read Genesis 11: 27 and Genesis 13. <p>In the class:</p> <ul style="list-style-type: none"> • Tell the history to the students. • Sing Psalm 99:1. 	<p>Lesson 10. Abram and Lot part ways</p> <ul style="list-style-type: none"> • Colour the picture and answer the questions. • Study Genesis 13: 12. • Sing Psalm 99: 1.
<p>Lesson 11. Melchizedek gives Abram bread and wine</p> <p>Preparation:</p> <ul style="list-style-type: none"> • Textbook lesson 11. • Read Genesis 14: 17- 24. <p>In the class:</p> <ul style="list-style-type: none"> • Tell the history to the students. • Sing Psalm 98: 3. 	<p>Lesson 11. Melchizedek gives Abram bread and wine</p> <ul style="list-style-type: none"> • Colour the picture and fill in the missing letters in order to complete the Bible verses. • Study Genesis 14: 19. • Sing Psalm 98: 3.

<p>Lesson 12. Hagar flees to the wilderness</p> <p>Preparation:</p> <ul style="list-style-type: none"> • Textbook lesson 12. • Read Genesis 15 and Genesis 16. <p>In the class:</p> <ul style="list-style-type: none"> • Tell the history to the students. • Sing Psalm 97:1. 	<p>Lesson 12. Hagar flees to the wilderness</p> <ul style="list-style-type: none"> • Search and encircle the list of words, hidden in the grid. • Study Genesis 16: 9. • Sing Psalm 97: 1.
<p>Lesson 13. Abram gets a new name</p> <p>Preparation:</p> <ul style="list-style-type: none"> • Textbook lesson 13. • Read Genesis 17. <p>In the class:</p> <ul style="list-style-type: none"> • Tell the history to the students. • Sing Psalm 105: 5. 	<p>Lesson 13. Abram gets a new name</p> <ul style="list-style-type: none"> • Choose the correct proposition and play the game, Snakes & Ladders. • Study Genesis 17: 5. • Sing Psalm 105: 5.
<p>Lesson 14. The destruction of Sodom and Gomorrah</p> <p>Preparation:</p> <ul style="list-style-type: none"> • Textbook lesson 14. • Read Genesis 18: 16 up to Genesis 19: 38. <p>In the class:</p> <ul style="list-style-type: none"> • Tell the history to the students. • Sing Psalm 84: 6. 	<p>Lesson 14. The destruction of Sodom and Gomorrah</p> <ul style="list-style-type: none"> • Colour the picture and fill in the correct words. • Study Genesis 19: 17. • Sing Psalm 84:6.
<p>Lesson 15. Isaac is born</p> <p>Preparation:</p> <ul style="list-style-type: none"> • Textbook lesson 15. • Read Genesis 20 and Genesis 21. <p>In the class:</p> <ul style="list-style-type: none"> • Tell the history to the students. • Sing Psalm 97: 7. 	<p>Lesson 15. Isaac is born</p> <ul style="list-style-type: none"> • Answer the questions and complete the word block. • Study Genesis 21: 5. • Sing Psalm 97:7.

<p>Lesson 16. God provides a ram to offer</p> <p>Preparation:</p> <ul style="list-style-type: none"> • Textbook lesson 16. • Read Genesis 22. <p>In the class:</p> <ul style="list-style-type: none"> • Tell the history to the students. • Sing Psalm 103: 9. 	<p>Lesson 16. God provides a ram to offer</p> <ul style="list-style-type: none"> • Study Genesis 22: 12. • Sing Psalm 103: 9. • Fill in the missing letters of the Bible verse, complete and colour the picture.
<p>Lesson 17. John the Baptist</p> <p>Preparation:</p> <ul style="list-style-type: none"> • Textbook lesson 17. • Read Luke 1. <p>In the class:</p> <ul style="list-style-type: none"> • Tell the history to the students. • Sing Psalm 100: 2, 3 and 4. 	<p>Lesson 17. John the Baptist</p> <ul style="list-style-type: none"> • Match the answers of column A with the clues given in column B and draw a line to connect it, then colour the picture. • Study Luke 1: 13. • Sing Psalm 100: 2, 3 and 4. • Watch Luke part one as presented by the Bibleproject. 
<p>Lesson 18. Joseph and Mary on their way to Bethlehem</p> <p>Preparation:</p> <ul style="list-style-type: none"> • Textbook lesson 18. • Read Luke 2 and Matthew 1: 18 up to Matthew 2: 23. <p>In the class:</p> <ul style="list-style-type: none"> • Tell the history to the students. • Sing Psalm 136: 1, 12 and 20. 	<p>Lesson 18. Joseph and Mary on their way to Bethlehem</p> <ul style="list-style-type: none"> • Answer the questions and colour the picture. • Study Luke 2: 13 and 14. • Sing Psalm 136: 1, 12 and 20.
<p>Lesson 19. John wears a robe of camel hair and eats locusts and wild honey</p> <p>Preparation:</p> <ul style="list-style-type: none"> • Textbook lesson 19. • Read Matthew 3 and Matthew 4. <p>In the class:</p> <ul style="list-style-type: none"> • Tell the history to the students. • Sing Psalm 150: 3. 	<p>Lesson 19. John wears a robe of camel hair and eats locusts and wild honey</p> <ul style="list-style-type: none"> • Highlight the correct answers and colour the picture. • Study Matthew 3: 2. • Sing Psalm 150: 3.

<p>Lesson 20. Jesus' work as Saviour begins</p> <p>Preparation:</p> <ul style="list-style-type: none"> • Textbook lesson 20. • Read John 1: 35 up to John 3: 36. <p>In the class:</p> <ul style="list-style-type: none"> • Tell the history to the students. • Sing Psalm 1:4 	<p>Lesson 20. Jesus' work as Saviour begins</p> <ul style="list-style-type: none"> • Unscramble the letters to write the correct answers, then colour the picture. • Study John 1:1. • Sing Psalm 1:4.
<p>Lesson 21. Jesus in Samaria and Nazareth</p> <p>Preparation:</p> <ul style="list-style-type: none"> • Textbook lesson 21. • Read Mark 1: 16 - 39, Luke 4: 14 - 44 and John 4. <p>In the class:</p> <ul style="list-style-type: none"> • Tell the history to the students. • Sing Psalm 36: 2. 	<p>Lesson 21. Jesus in Samaria and Nazareth</p> <ul style="list-style-type: none"> • Match the answers of column A with the clues given in column B and draw a line to connect it. Colour the picture. • Study Mark 1: 17. • Sing Psalm 36:2.
<p>Lesson 22. The miracles of the Lord Jesus creates enemies</p> <p>Preparation:</p> <ul style="list-style-type: none"> • Textbook lesson 22. • Read Luke 5: 12 - 39, Luke 6: 1 - 11 and John 5: 1 - 47. <p>In the class:</p> <ul style="list-style-type: none"> • Tell the history to the students. • Sing Psalm 25: 2. 	<p>Lesson 22. The miracles of the Lord Jesus creates enemies</p> <ul style="list-style-type: none"> • Highlight the correct answers and colour the picture. • Study Luke 5: 20. • Sing Psalm 25: 2.
<p>Lesson 23. Sermon on the Mount</p> <p>Preparation:</p> <ul style="list-style-type: none"> • Textbook lesson 23. • Read Matthew 5 up to Matthew 7. <p>In the class:</p> <ul style="list-style-type: none"> • Tell the history to the students. • Sing Psalm 124: 4. 	<p>Lesson 23. Sermon on the Mount</p> <ul style="list-style-type: none"> • Colour the picture and fill in the missing words of the Lord's Prayer. • Study Matthew 6: 8. • Sing Psalm 124: 4.

<p>Lesson 24. Jesus' appearance in Galilee</p> <p>Preparation:</p> <ul style="list-style-type: none"> • Textbook lesson 24. • Read Mark 3: 20 - 45 and Luke 7 up to Luke 8: 3. <p>In the class:</p> <ul style="list-style-type: none"> • Tell the students the history. • Sing Psalm 136: 1. 	<p>Lesson 24. Jesus' appearance in Galilee</p> <ul style="list-style-type: none"> • Fill in the correct answers and complete the criss cross. • Study Luke 7: 23. • Sing Psalm 136: 1.
<p>Lesson 25. Jesus teaches through parables</p> <p>Preparation:</p> <ul style="list-style-type: none"> • Textbook lesson 25. • Read Matthew 13: 1 - 52, Mark 4: 1 - 34 and Luke 8: 4 - 18. <p>In the class:</p> <ul style="list-style-type: none"> • Tell the students the history. • Sing Psalm 116: 10. 	<p>Lesson 25. Jesus teaches through parables</p> <ul style="list-style-type: none"> • Study the pictures and cite where the seed of the sower fell, then colour the pictures. • Study Matthew 13: 37. • Sing Psalm 116: 10.
<p>Lesson 26. Wonders of salvation</p> <p>Preparation:</p> <ul style="list-style-type: none"> • Textbook lesson 26. • Read Matthew 8: 18 up to Matthew 9: 34, Mark 4: 35 up to Mark 5: 43 and Luke 8: 22 - 48. <p>In the class:</p> <ul style="list-style-type: none"> • Tell the students the history. • Sing Psalm 42: 1. 	<p>Lesson 26. Wonders of salvation</p> <ul style="list-style-type: none"> • Select the correct answers and complete the sentences, then colour the picture. • Study Luke 8: 48. • Sing Psalm 42: 1.
<p>Lesson 27. Progress and resistance in Galilee</p> <p>Preparation:</p> <ul style="list-style-type: none"> • Textbook lesson 27. • Read Matthew 9: 35 - 38 and John 6: 9 - 15. <p>In the class:</p> <ul style="list-style-type: none"> • Tell history to the students. • Sing Psalm 32: 1. 	<p>Lesson 27. Progress and resistance in Galilee</p> <ul style="list-style-type: none"> • Fill in the missing letters in order to complete the Bible verses, and colour the pictures. • Study John 6: 33. • Sing Psalm 32: 1

Lesson 28. That which comes from the heart makes man pure or impure.

Preparation:

- Textbook lesson 28.
- Read Matthew 15 and Matthew 16.

In the class:

- Tell the students the history.
- Sing Psalm 122: 1.

Lesson 28. That which comes from the heart makes man pure or impure.


- Connect the matching pictures with a line and then colour the pictures.
- Study Matthew 15: 11.
- Sing Psalm 122: 1.

I. The days of Creation

Search for the list of words hidden in the grid and colour the words with the correct colour, then colour the picture:

Colour in green:	Colour in red:	Colour in blue:
LIGHT	PLANTS	BIRDS
NIGHT	ANIMALS	EARTH
FISH	MAN	SEVEN

S	E	V	E	N	S	F	U	M	A
P	W	N	D	I	X	B	I	N	D
K	T	H	C	G	Z	A	O	S	X
R	H	Y	H	H	Q	N	J	S	H
Z	G	T	R	T	W	I	T	D	V
O	I	V	F	L	R	M	F	R	S
P	L	A	N	T	S	A	R	I	W
K	I	B	A	H	K	L	E	B	J
L	J	U	M	R	O	S	G	L	K




Study: Genesis 1:1 "In the beginning God created the heaven and the earth."

Sing: Psalm 116:1

2. The garden of Eden

Fill in the missing words and colour the picture:

1. Genesis 1: 31 "And God saw everything that he had made, and, behold, it was _____ good"
2. Genesis 2: 8 "And the Lord God _____
a garden _____ in Eden"

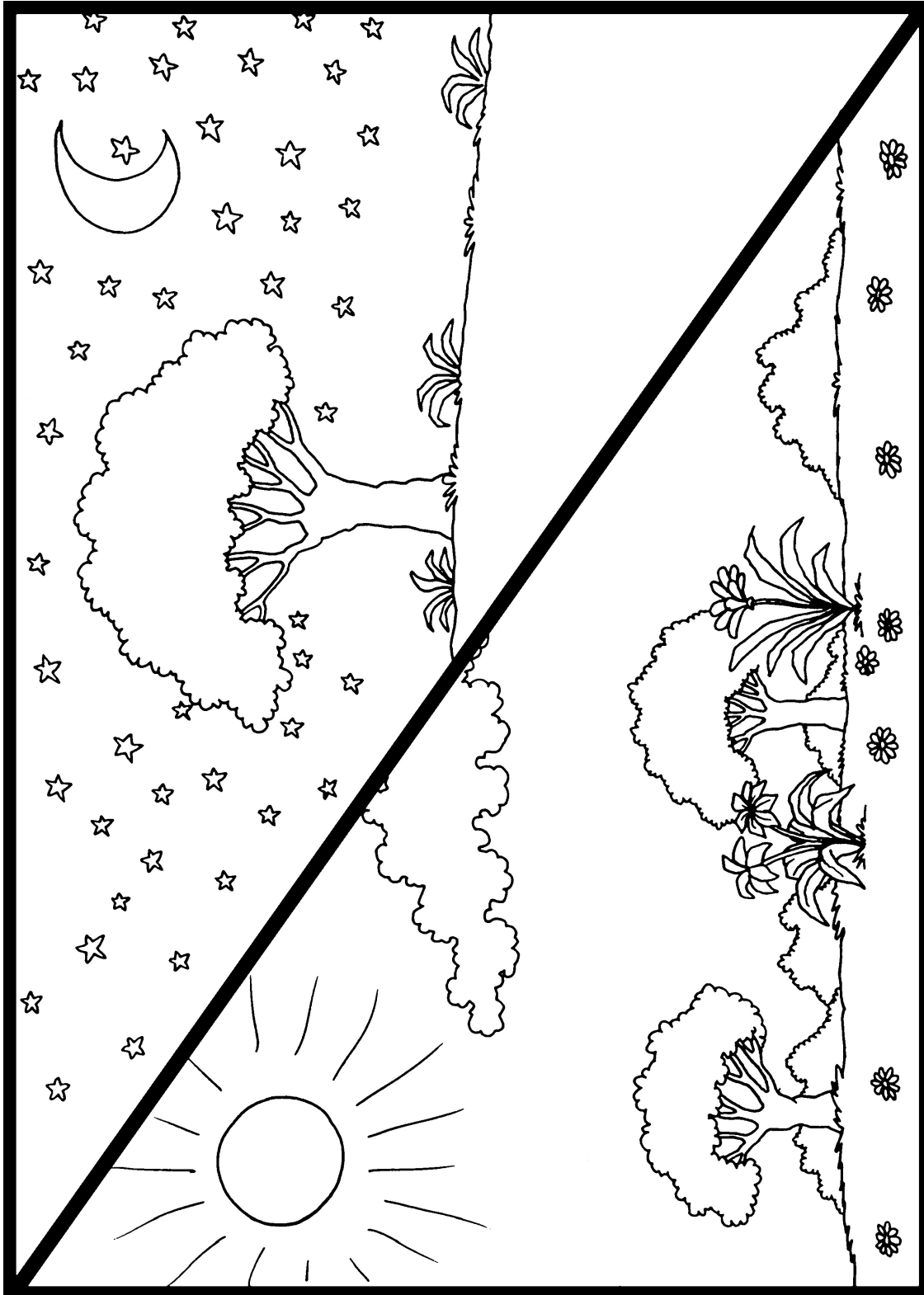


Study: Genesis 2: 8 "And the LORD God planted a garden eastward in Eden; and there he put the man whom he had formed."

Sing: Psalm 134: 4

3. Every human being is special

Colour the pictures:



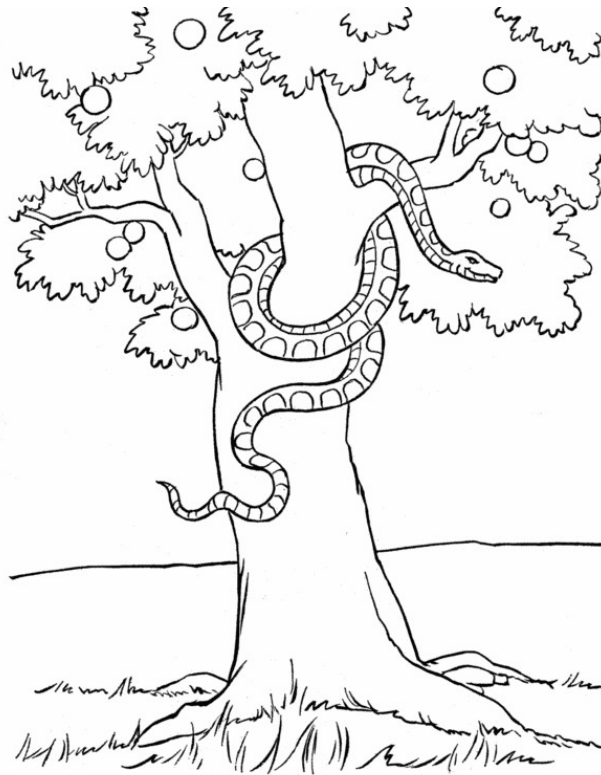
Study: Genesis 2: 7 "And the LORD God formed man of the dust of the ground, and breathed into his nostrils the breath of life; and man became a living soul."

Sing: Psalm 24: 1

4. The snake in the garden of Eden

Highlight the correct answers and colour the picture:

1. Genesis 2: 16 and 17 "Of every tree of the garden thou mayest freely eat: But of the tree of (the knowledge of good and evil / life), thou shalt not eat of it..."
2. Genesis 3: 1 "Now the serpent was more subtil than any (beast / domestic animals) of the field which the LORD God had made. And he said unto the woman, Yea, hath God said, Ye shall not eat of every tree of the garden?"
3. Genesis 3: 2 and 3 "And the (woman / man) said unto the serpent, We may eat of the (fruit / vegetables) of the trees of the garden: But of the fruit of the tree which is in the (front / midst) of the garden, God hath said, Ye shall not eat of it, neither shall ye touch it, lest ye die."



Study: Genesis 3: 8 "And they heard the voice of the LORD God walking in the garden in the cool of the day: and Adam and his wife hid themselves from the presence of the LORD God amongst the trees of the garden."

Sing: Psalm 139: 1

5. The offerings of Cain and Abel

Answer the questions and colour the picture:

1. Abel was a _____
_____. (Genesis 4: 2)
2. Cain was a _____
_____. (Genesis 4: 2)
3. Who became very angry with Abel? _____
_____. (Genesis 4: 4 - 5)
4. "And the LORD said unto him, Therefore whosoever slayeth Cain, vengeance shall be taken on him _____
_____." (Genesis 4: 15)
5. And all the days of Methuselah were _____
_____: and he died."
(Genesis 5: 27)




Study: Genesis 4: 4 "And Abel, he also brought of the firstlings of his flock and of the fat thereof. And the LORD had respect unto Abel and to his offering:"

Sing: Psalm 51: 1

6. The dove returns to Noah's Ark

Answer the questions and complete the word block:

1.					
2.					
3.					
4.					
5.					



1. Who found grace in the eyes of the Lord? (Genesis 6: 8) _____.
2. What was Noah to build with gopher wood? (Genesis 6: 14) _____.
3. How many animals should Noah take into the ark? (Genesis 6: 19) _____ of every sort.
4. How many days did it continuously rain? (Genesis 7: 17) _____.
5. With what did the dove return to the ark? (Genesis 8: 11) _____ leaf.

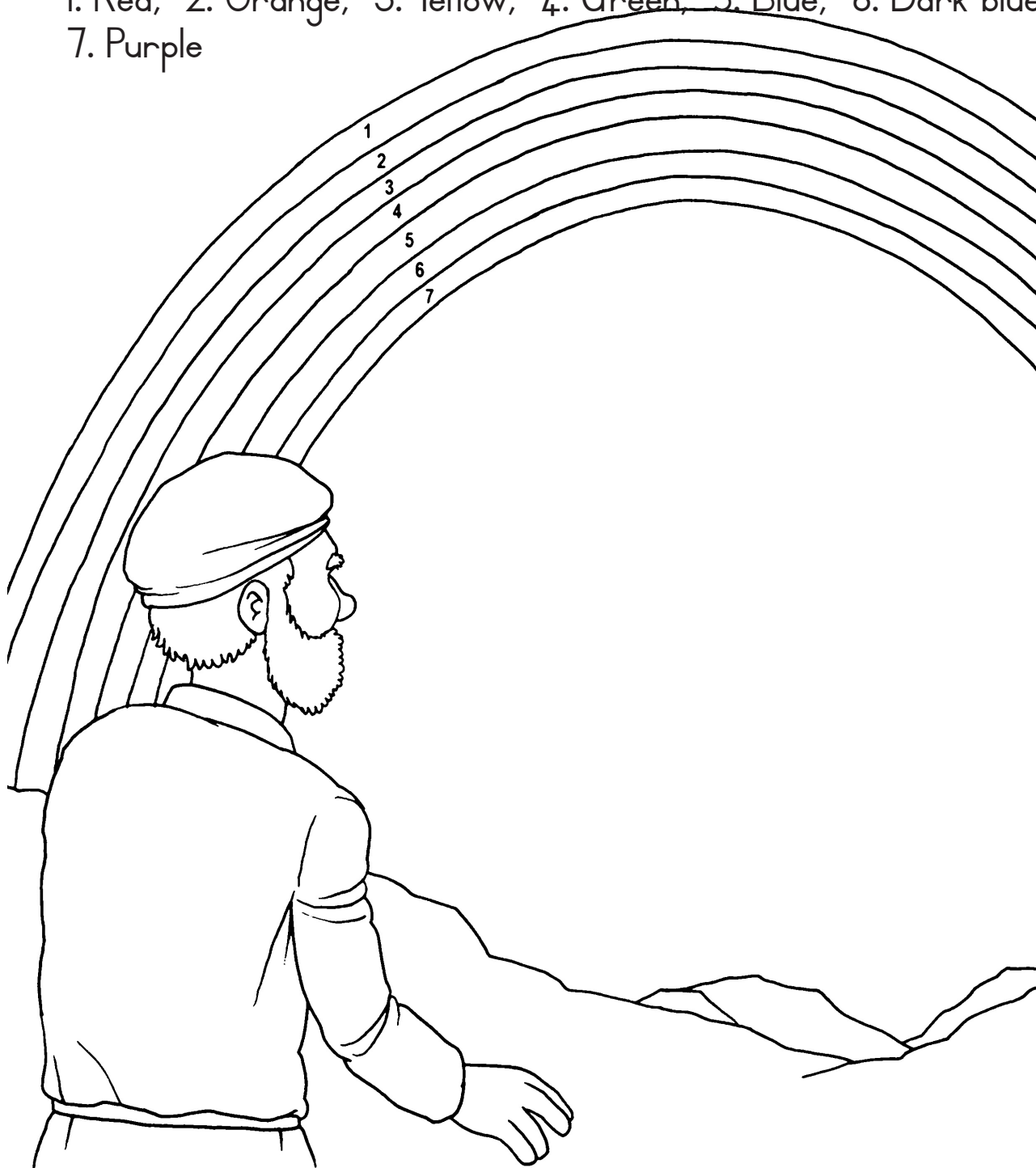
Study: Genesis 6: 18 "But with thee will I establish my covenant; and thou shalt come into the ark, thou, and thy sons, and thy wife, and thy sons' wives with thee."

Sing: Psalm 58: 4

7. The tower of Babel

Colour the picture according to the numbers:

1. Red,
2. Orange,
3. Yellow,
4. Green,
5. Blue,
6. Dark blue,
7. Purple




Study: Genesis 11: 7 "Go to, let us go down, and there confound their language, that they may not understand one another's speech."

Sing: Psalm 87: 1

8. God's promise to Abram

Unscramble the letters to write the correct answers and colour the picture:

1. Who was Abram's father? (hTera) _____
(Genesis 11: 27)
2. What was the name of Abram's wife? (ariSa)
_____ (Genesis 11: 29)
3. Where did Haran die? (rU) _____ (Genesis 11:
28)
4. Who travelled with Abram? (tLo) _____
(Genesis 12: 4)
5. Where did they go? (anaCa) _____
(Genesis 12:5)





Study: Genesis 15: 5 "And he brought him forth abroad, and said, Look now toward heaven, and tell the stars, if thou be able to number them: and he said unto him, So shall thy seed be."

Sing: Psalm 47: 1

9. Abram receives gifts from Pharaoh

Fill in the correct answers and complete the crossword puzzle:



Across

2. How old were Abram when he moved from Haran? (Genesis 12: 4) _____
3. Which king's house was plagued with great plagues? (Genesis 12: 17) _____
4. The Lord appeared to Abram and Abram builds Him an _____ (Genesis 12: 7)

Down

1. Name the place where the Lord appeared to Abram and promised Abram that his progeny would own the land of the Canaanites. _____ (Genesis 12: 6)
5. Where did the people notice Abram's beautiful wife? (Genesis 12: 14) _____
6. What was the command the Lord gave Abram? "Get thee out of thy _____," (Genesis 12: 1)

Study: Genesis 12: 18 "And Pharaoh called Abram, and said, What is this that thou hast done unto me? why didst thou not tell me that she was thy wife?"

Sing: Psalm 125: 2

10. Abram and Lot part ways


Answer the questions and colour the picture:

1. "And Abram went up out of _____, he, and his wife, and all that he had, and _____ with him, into the _____."
(Genesis 13: 1)

2. Why was there a strife between the herdmen of Abram and Lot?

(Genesis 13: 6 and 7) _____

3. Abram let Lot decide where he wants to stay. Where did Lot chose to live? (Genesis 13:11) _____




Study: Genesis 13:12 "Abram dwelled in the land of Canaan, and Lot dwelled in the cities of the plain, and pitched his tent toward Sodom."

Sing: Psalm 99: 1

11. Melchizedek gives Abram bread and wine

Colour the picture and fill in the missing letters in order to complete the Bible verses:

1. "And the king of S_d_m went out to meet him after his return from the slaughter of Ch_d_rl_m_r, and of the kings that were with him, at the valley of Sh_v_h, which is the king's dale." (Genesis 14: 17)
2. "And M_lch_z_d_k, king of S_l_m brought forth br_ _d and w_n_:" (Genesis 14:18)
3. "and the portion of the men which went with me, _n_r, _shc_l and M_mr_; let them take their portion." (Genesis 14: 24)



Study: Genesis 14: 19 "And he blessed him, and said, Blessed be Abram of the most high God, possessor of heaven and earth:"

Sing: Psalm 98: 3

12. Hagar flees to the wilderness

Search and encircle the list of words hidden in the grid:

STARS

TORCH

HEARTH

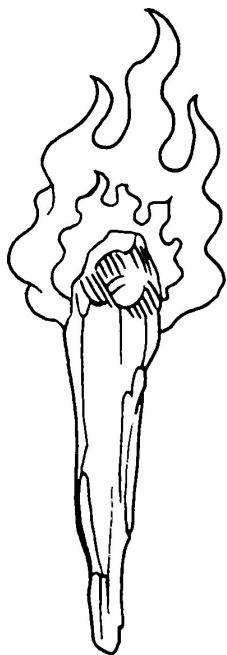
SARAI

ANGEL

HAGAR

ABRAM

COVENANT



S	Z	E	K	J	R	A	G	A	H
T	C	R	H	M	U	S	O	B	U
A	N	G	E	L	I	X	K	R	L
R	X	F	A	N	L	Z	H	A	M
S	A	V	R	Y	P	D	C	M	B
W	S	G	T	H	I	A	R	A	S
Q	D	T	H	B	B	E	O	T	C
C	O	V	E	N	A	N	T	E	W

Study: Genesis 16: 9 "And the angel of the LORD said unto her, Return to thy mistress, and submit thyself under her hands."

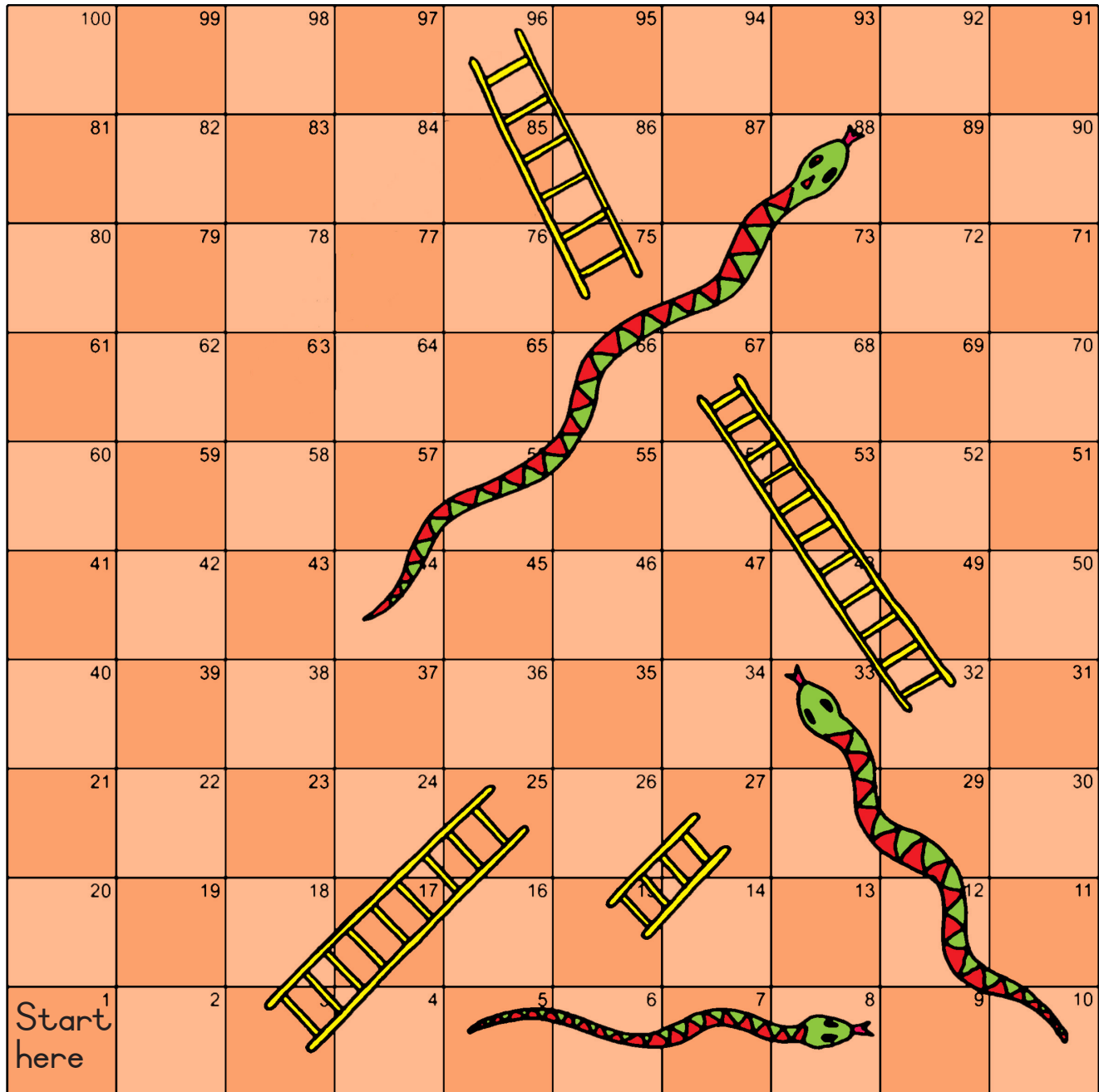
Sing: Psalm 97: 1

13. Abram gets a new name

Choose the correct proposition and play the game, Snakes & Ladders:

1. Read Genesis 17: 1 and place a button on the first square (block) which reads "start here". Choose the correct answer (a or b) and move the button according to the indicated number of squares.
 - a. When Abram was a 100 years old, the Lord appeared to Him. (Move 7 squares)
 - b. When Abram was 99 years old, the Lord appeared to Him. (Move 2 squares)
2. Read Genesis 17: 4 and choose either a or b, then move the button according to the indicated number of squares.
 - a. Abraham means father of many nations. (Move 7 squares)
 - b. Abram means father of a nation. (Move 10 squares)
3. Read Genesis 17: 12 and choose either a or b, then move the button according to the indicated number of squares.
 - a. Every boy, 7 days old had to be circumcised. (Move 6 squares)
 - b. Every boy, 8 days old had to be circumcised. (Move 8 squares)
4. Read Genesis 17: 21 and choose either a or b, then move the button according to the indicated number of squares. If you reached 100, you are a winner!
 - a. Abraham had to name his son with Sara, Isaac. (Move 4 squares)
 - b. Abraham had to name his son with Sara, Ismael. (Move 5 squares)

Snakes & Ladders board game:



Study: Genesis 17: 5 "Neither shall thy name any more be called Abram, but thy name shall be Abraham; for a father of many nations have I made thee."

Sing: Psalm 105: 5

14. The destruction of Sodom and Gomorrah

Colour the picture and fill in the correct words:

fifty look cakes pillar two

1. "And Abraham hastened into the tent unto Sarah, and said, Make ready quickly three measures of fine meal, knead it, and make _____ upon the hearth." (Genesis 18: 6)
2. "And the LORD said, If I find in Sodom _____ righteous within the city, then I will spare all the place for their sakes." (Genesis 18: 26)
3. "And there came _____ angels to Sodom at even; and Lot sat in the gate of Sodom: and Lot seeing them rose up to meet them; and he bowed himself with his face toward the ground;" (Genesis 19: 1)
4. "And it came to pass, when they had brought them forth abroad, that he said, Escape for thy life; _____ not behind thee, neither stay thou in all the plain; escape to the mountain, lest thou be consumed." (Genesis 19: 17)
5. "But his wife looked back from behind him, and she became a _____ of salt." (Genesis 19: 26)



Study: Genesis 19: 17 "And it came to pass, when they had brought them forth abroad, that he said, Escape for thy life; look not behind thee, neither stay thou in all the plain; escape to the mountain, lest thou be consumed."


Sing: Psalm 84: 6

15. Isaac is born

Answer the questions and complete the word block:

1.									
2.									
3.									
4.									
5.									



1. One night God came in a dream to _____ (Genesis 20: 3)
2. Abimelech said to Sara "I have given thy brother a _____ pieces of silver" (Genesis 20: 16) 
3. Abraham was a hundred years old when his son _____ was born. (Genesis 21: 5)
4. The angel of God called to _____ from heaven (Genesis 21: 17)
5. God then opened her eyes and she saw a _____ of water. (Genesis 21: 19)

Study: Genesis 21: 5 "And Abraham was an hundred years old, when his son Isaac was born unto him."

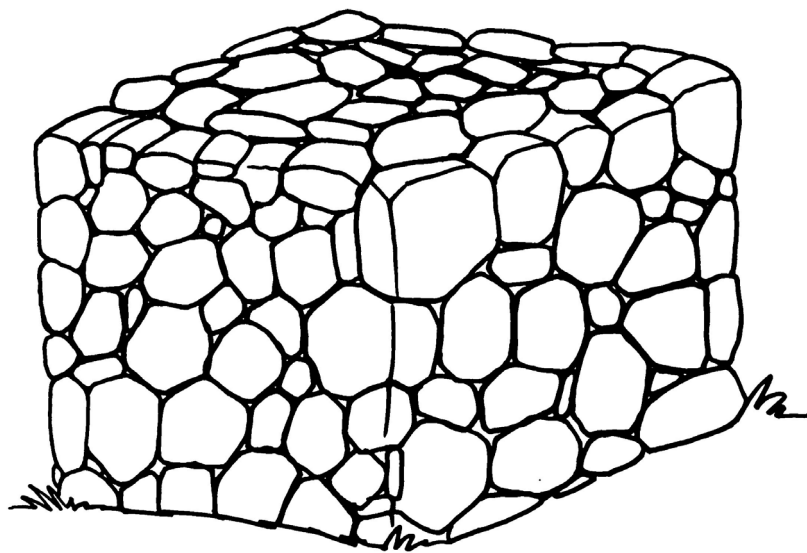
Sing: Psalm 97: 7

16. God provides a ram to offer

Fill in the missing letters of the Bible verse, complete and colour the picture:

God gives Abraham a mission (Genesis 22: 2)

"And he said, Take now thy s_n, thine _nl_ son Is__c, whom thou l_v_st, and get thee into the Lnd of M_r__h; and off_r him there for a b_rnt _ffering upon one of the m__ntains which I will t_ll thee of."



Study: Genesis 22: 12 "And he said, Lay not thine hand upon the lad, neither do thou any thing unto him: for now I know that thou fearest God, seeing thou hast not withheld thy son, thine only son from me."

Sing: Psalm 103: 9

17. John the Baptist

Match the answers of column A with the clues given in column B and draw a line to connect it, then colour the picture:

Column A

Column B

Herod

Was the husband of Elisabeth (Luke 1: 5)

Zacharias

Was betrothed to Mary (Luke 1: 27)

John

Was the angel who brought the message (Luke 1: 19)

Joseph

Was the king of Judaea (Luke 1:5)

Gabriel

Was the name Zacharias had to call his son (Luke 1: 13)




Study: Luke 1: 13 "But the angel said unto him, Fear not, Zacharias: for thy prayer is heard; and thy wife Elisabeth shall bear thee a son, and thou shalt call his name John."

Sing: Psalm 100: 2, 3 and 4

18. Joseph and Mary on their way to Bethlehem

Answer the questions and colour the picture:

1. What was the name of Jesus's earthly father?
J_____ (Matthew 1: 18)
2. Who was Jesus's mother? M_____.
(Matthew 1: 18)
3. Where did Joseph and Mary go for the census survey?
B_____. (Luke 2: 4)
4. The wise men brought three gifts with them
g_____, f_____ and m_____.
(Matthew 2: 11)
5. To which country did Joseph, Mary and the Child flee?
E_____. (Matthew 2: 14)



Study: Luke 2: 13 - 14 "And suddenly there was with the angel a multitude of the heavenly host praising God, and saying, 14 Glory to God in the highest, and on earth peace, good will toward men."

Sing: Psalm 136: 1, 12 and 20

19. John wears a robe of camel hair and eats locusts and wild honey

Highlight the correct answers and colour the picture:

1. John the Baptist preached in the wilderness of (Judaea / Samaria). (Matthew 3: 1)
2. John the Baptist ate (crickets and resin / locusts and wild honey). (Mark 1: 6)
3. "The heavens were opened unto him, and he saw the Spirit of God descending like a (dove / crow), and lighting upon him". (Matthew 3: 16)
4. When the news of (John / Peter's) imprisonment by Herod reached Jesus, He went to Galilee. (Matthew 4: 12)
5. The devil tempted Jesus for (thirty / forty) days. (Luke 4:2)



Study: Matthew 3: 2 "And saying, Repent ye: for the kingdom of heaven is at hand."

Sing: Psalm 150: 3

20. Jesus' work as Saviour begins

Unscramble the letters and write the correct answers, then colour the picture:

1. Simon Peter's brother's name was (Adwern)
A_____ . (John 1: 40 - 41)
2. At the wedding in Cana there were six (wtporates fo etson) w_____ o___ s_____. (John 2: 6)
3. From small cords the Lord made a (surogec) s_____. (John 2: 15)
4. The Lord drove them all from the temple even the sheep and (neox) o_____. (John 2: 15)
5. Jesus and his disciples went to (Jaedua) J_____. (John 3: 22)



Study: John 1: 1 "In the beginning was the Word, and the Word was with God, and the Word was God."

Sing: Psalm 1: 4

21. Jesus in Samaria and Nazareth

Match the answers of column A with the clues given in column B and draw a line to connect it. Colour the picture:

Column A

Jacob's well

Cast a net into the sea

Jesus said:

Nazareth

Son was sick in Capernaum

Column B

"I will make you to become fishers of men" (Mark 1:17)

Woman of Samaria (John 4: 6 - 7)

On the Sabbath day, as was his custom, he went into the synagogue (Luke 4: 16)

A certain nobleman went to Jesus when He was in Cana in Galilee (John 4:46)

Simon and Andrew (Mark 1:16)



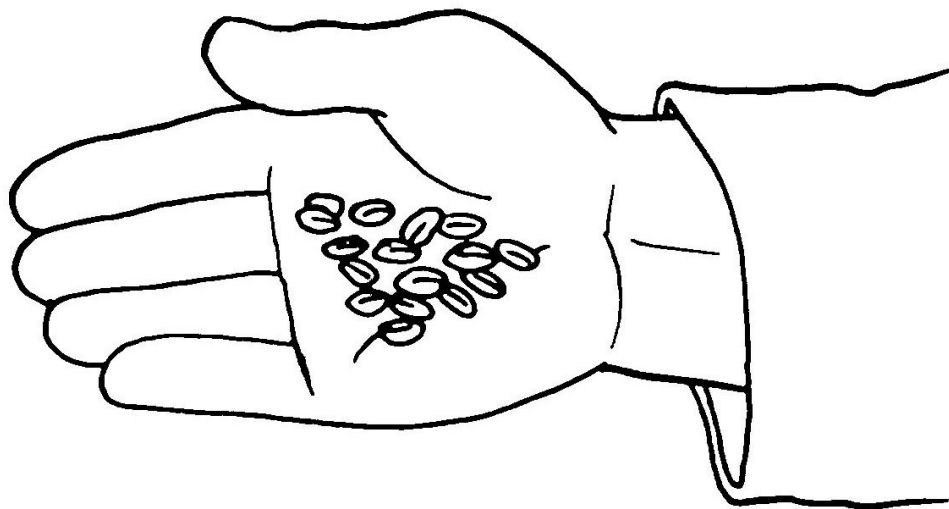
Study: Mark 1: 17 "And Jesus said unto them, Come ye after me, and I will make you to become fishers of men."

Sing: Psalm 36: 2

22. The miracles of the Lord Jesus creates enemies

Highlight the correct answers and colour the picture:

1. A man taken with palsy was brought to Jesus through the (door / roof) of the house. (Luke 5: 18 - 19)
2. The tax collector (publican) with the name (Levi / Jevi) was sitting at the receipt of custom. (Luke 5: 27)
3. A man who suffered (thirty-eight / forty-eight) years from an illness, was at the pool at Bethesda. (John 5: 2 - 5)
4. His disciples plucked the (ears of corn / kernels of maize), and did eat, rubbing them in their hands. (Luke 6: 1)
5. The scribes and (Pharisees / Sadducees) watched Jesus, to see whether He would heal someone on the S



Study: Luke 5: 20 "And when he saw their faith, he said unto him, Man, thy sins are forgiven thee."

Sing: Psalm 25: 2

23. Sermon on the Mount

Colour the picture and fill in the missing words of the Lord's Prayer:

Matthew 6: 9 - 13

Our Father which art in h_____,

Hallowed be thy n_____.

Thy k_____ come.

Thy w_____ be done in earth, as it is in heaven.

Give us this day our daily b_____.

And forgive us our d_____,

as we f_____ our debtors.

And lead us not into t_____,

but deliver us from e_____:

For thine is the kingdom, and the p_____,

and the g_____, for ever.

Amen.





Study: Matthew 6: 8 "Be not ye therefore like unto them: for your Father knoweth what things ye have need of, before ye ask him."

Sing: Psalm 124: 4

24. Jesus' appearance in Galilee

Fill in the correct answers and complete the crossword:



Down:

2. The woman who anointed Jesus's feet with ointment brought an _____ box of ointment. (Luke 7: 37 - 38)
5. Mary, who was also called Magdalene, was saved from _____ devils. (Luke 8: 2)

Across:



1. "The scribes which came down from _____ said, He hath Beelzebub" (Mark 3: 22)
3. Where did the widow whose son died, live? _____ (Luke 7:11)
4. Jesus said to the woman: "Thy _____ hath saved thee; go in peace." (Luke 7: 50)

Study: Luke 7: 23 "And blessed is he, whosoever shall not be offended in me."

Sing: Psalm 136: 1

25. Jesus teaches through parables

Study the pictures and cite where the seed of the sower fell and then colour the pictures:



Study: Matthew 13: 37 "He answered and said unto them, He that soweth the good seed is the Son of man;"


Sing: Psalm 116: 10

26. Wonders of salvation

Select the correct answers and complete the sentences, then colour the picture:

swine Jesus Jairus Peter scribe

1. _____'s daughter was about twelve years old and she was dying. (Luke 8: 41 - 42)
2. The Lord gave the unclean spirits leave from the man of Gadarenes, and they entered the _____.
(Mark 5: 13)
3. _____ touched the eyes of the two blind men and they could see again. (Matthew 9: 29)
4. A _____ said that he would follow Jesus wherever He may go. (Matthew 8: 19)
5. Jesus told _____ He knew someone touched Him, because He felt how strength went out from him. (Luke 8: 45 - 46)



Study: Luke 8: 48 "And he said unto her, Daughter, be of good comfort: thy faith hath made thee whole; go in peace."

Sing: Psalm 42: 1

27. Progress and resistance in Galilee

Fill in the missing letters in order to complete the Bible verses, and colour the picture:

1. "There is a l__d here, which hath five b____
r l____ l____v____s, and tw____ sm____ll f____sh____s:
but what are they among s____ m____n____?"
(John 6: 9)
2. "Then saith he unto his d____sc____pl____s, The
h____rv____st truly is pl____nt____s, but the
l____b____r____rs are f____w;" (Matthew 9: 37)




Study: John 6: 33 "For the bread of God is he which cometh down from heaven, and giveth life unto the world."

Sing: Psalm 32: 1

28. That which comes from the heart makes man pure or impure


Connect the matching pictures with a line and then colour the pictures:



Matthew 15: 25 - 26



Matthew 15: 33 - 36



Matthew 15: 1 - 2

Study: Matthew 15: 11 "Not that which goeth into the mouth defileth a man; but that which cometh out of the mouth, this defileth a man."

Sing: Psalm 122: 1