

In Thy Hands

Part 1

Grade 00

Workbook



in association with





Fontein Uitgewery

c/o Starkey & Spioenkop street

Waverley, Pretoria, 0186

Office number

(+27) 82 938 0775

email address

info@fonteinuitgewery.co.za

© Copyright reserved

First print 2022

Set in 14 pt Arial

ISBN 978-1-990954-92-4

Introduction

In this workbook, multimedia is used to make the Bible more visually enriched and understandable in user friendly English for young and old. This series is suitable for families at home as well as churches and schools.

It is of the utmost importance that children should know and learn about the Word of God. The texts from Scripture that are discussed, guide and determine the contents of the different lessons which are presented. The King James Bible (<https://www.kingjamesbibleonline.org/>), see QR code, was used in the workbook and therefore the King James Bible should be used to complete the assignments in the workbooks.



The complete package falls into three parts

Part 1

- Creation up to Noah
- Abram
- The Gospels: The announcement of the birth of Christ up to Peter's confession.

Part 2

- Isaac up to Joseph
- Moses up to Joshua
- The Book of Judges up to Saul
- The Gospels: Jesus leaves Galilee and the events occurring up to His arrest.

Part 3

- David and Saul
- Kings and prophets
- The Gospels: Jesus is sentenced by Pilate and the events up to His ascension
- Acts and the conclusion of God's revelation

The Instituut vir Christelike Onderwys (ICO) aspire to publish Biblically based school books and study guides. This Biblical teaching program is published in collaboration with the Akademie Reformatoriese Opleiding en Studies (Aros). We realise the importance of Biblical knowledge with regards to the Scriptures and therefore commit ourselves to improve this knowledge in our children, students and parents.

We all contribute to the expansion of the Kingdom of God worldwide and through the Holy Spirit our children, students and parents are equipped with extended knowledge and the necessary values and skills to serve our Saviour. This is accomplished when allowing ourselves to be His witnesses and to let His light shine through us in this world.

January 2022

Index

Information for parents and teachers.....6

Genesis

1. The days of Creation.....14
2. The garden of Eden.....15
3. Every human being is special.....16
4. The snake in the garden of Eden.....17
5. The offerings of Cain and Abel.....18
6. The dove returns to Noah's Ark.....19
7. The Tower of Babel.....20

Abram


8. God's promise to Abram.....21
9. Abram receives gifts from Pharaoh.....22
10. Abram and Lot part ways.....23
11. Melchizedek gives Abram bread and wine.....24
12. Hagar flees to the wilderness.....25
13. Abram gets a new name.....26
14. The destruction of Sodom and Gomorrah.....27
15. Isaac is born.....28
16. God provides a ram to offer.....29

The Gospels


17. John the Baptist.....30

18. Joseph and Mary on their way to Bethlehem	31
19. John wears a robe of camel hair and eats locusts and wild honey...	32
20. Jesus' work as Saviour begins.....	33
21. Jesus in Samaria and Nazareth.....	34
22. The miracles of the Lord Jesus creates enemies.....	35
23. Sermon on the Mount.....	36
24. Jesus' appearance in Galilee.....	37
25. Jesus teaches through parables.....	38
26. Wonders of salvation.....	39
27. Progress and resistance in Galilee.....	40
28. That which comes from the heart makes man pure or impure....	41


Information for parents and teachers

For parent or teacher	Student assignments
<p>Lesson 1. The days of Creation</p> <p>Preparation:</p> <ul style="list-style-type: none"> • Textbook lesson 1. • Read Genesis 1 up to Genesis 2:3. <p>In the class:</p> <ul style="list-style-type: none"> • Tell the history to the students. • Sing Psalm 116:1. 	<p>Lesson 1. The days of Creation</p> <ul style="list-style-type: none"> • Colour the pictures. • Study Genesis 1:1. • Sing Psalm 116:1 • Watch Genesis part one as presented by the Bibleproject. 
<p>Lesson 2. The garden of Eden</p> <p>Preparation:</p> <ul style="list-style-type: none"> • Textbook lesson 2. • Read Genesis 1: 26 - 29 and Genesis 2: 7 - 25. <p>In the class:</p> <ul style="list-style-type: none"> • Tell the history to the students. • Sing Psalm 134: 4. 	<p>Lesson 2. The garden of Eden</p> <ul style="list-style-type: none"> • Colour the picture and paste the correct stickers (stickers available in the middle of the book). • Study Genesis 2: 8. • Sing Psalm 134: 4.
<p>Lesson 3. Every human being is special</p> <p>Preparation:</p> <ul style="list-style-type: none"> • Textbook lesson 3. • Read Genesis 1: 11 - 25. <p>In the class:</p> <ul style="list-style-type: none"> • Tell the history to the students. • Sing Psalm 24: 1. 	<p>Lesson 3. Every human being is special</p> <ul style="list-style-type: none"> • Colour the picture. • Study Genesis 2: 7. • Sing Psalm 24: 1.

<p>Lesson 4. The snake in the garden of Eden</p> <p>Preparation:</p> <ul style="list-style-type: none"> • Textbook lesson 4. • Read Genesis 2:17 and Genesis 3: 1 - 24. <p>In the class:</p> <ul style="list-style-type: none"> • Tell the history to the students. • Sing Psalm 139: 1. 	<p>Lesson 4. The snake in the garden of Eden</p> <ul style="list-style-type: none"> • Colour the picture. • Study Genesis 3: 8. • Sing Psalm 139: 1.
<p>Lesson 5. The offerings of Cain and Abel</p> <p>Preparation:</p> <ul style="list-style-type: none"> • Textbook lesson 5. • Read Genesis 4. <p>In the class:</p> <ul style="list-style-type: none"> • Tell the history to the students. • Sing Psalm 51: 1. 	<p>Lesson 5. The offerings of Cain and Abel</p> <ul style="list-style-type: none"> • Colour the picture. • Study Genesis 4: 4 • Sing Psalm 51: 1.
<p>Lesson 6. The dove returns to Noah's Ark</p> <p>Preparation:</p> <ul style="list-style-type: none"> • Textbook lesson 6. • Read Genesis 6 up to Genesis 8: 2. <p>In the class:</p> <ul style="list-style-type: none"> • Tell the history to the students. • Sing Psalm 58: 4. 	<p>Lesson 6. The dove returns to Noah's Ark</p> <ul style="list-style-type: none"> • Colour the picture and paste the correct stickers (stickers available in the middle of the book). • Study Genesis 6: 18. • Sing Psalm 58: 4.

<p>Lesson 7. The Tower of Babel</p> <p>Preparation:</p> <ul style="list-style-type: none"> • Textbook lesson 7. • Read Genesis 11: 1 - 9. <p>In the class:</p> <ul style="list-style-type: none"> • Tell the history to the students. • Sing Psalm 87:1. 	<p>Lesson 7. The Tower of Babel</p> <ul style="list-style-type: none"> • Colour the picture. • Study Genesis 11: 7. • Sing Psalm 87: 1.
<p>Lesson 8. God's promise to Abram</p> <p>Preparation:</p> <ul style="list-style-type: none"> • Textbook lesson 8. • Read Genesis 11: 27 up to Genesis 12: 7. <p>In the class:</p> <ul style="list-style-type: none"> • Tell the history to the students. • Sing psalm 47:1. 	<p>Lesson 8. God's promise to Abram</p> <ul style="list-style-type: none"> • Colour the picture and paste the correct stickers (stickers available in the middle of the book). • Sing Psalm 47: 1. • Watch Genesis part 2 as presented by the Bibleproject. 
<p>Lesson 9. Abram receives gifts from Pharaoh</p> <p>Preparation:</p> <ul style="list-style-type: none"> • Textbook lesson 9. • Read Genesis 12: 1 - 20. <p>In the class:</p> <ul style="list-style-type: none"> • Tell the history to the students. • Sing Psalm 125: 2. 	<p>Lesson 9. Abram receives gifts from Pharaoh</p> <ul style="list-style-type: none"> • Paste the correct stickers (stickers available in the middle of the book). • Study Genesis 12: 18. • Sing Psalm 125: 2.
<p>Lesson 10. Abram and Lot part ways</p> <p>Preparation:</p> <ul style="list-style-type: none"> • Textbook lesson 10. • Read Genesis 13. <p>In the class:</p> <ul style="list-style-type: none"> • Tell the history to the students. • Sing Psalm 99:1. 	<p>Lesson 10. Abram and Lot part ways</p> <ul style="list-style-type: none"> • Colour the picture. • Study Genesis 13: 12. • Sing Psalm 99: 1.

<p>Lesson 11. Melchizedek gives Abram bread and wine</p> <p>Preparation:</p> <ul style="list-style-type: none"> • Textbook lesson 11. • Read Genesis 14: 17- 24. <p>In the class:</p> <ul style="list-style-type: none"> • Tell the history to the students. • Sing Psalm 98: 3. 	<p>Lesson 11. Melchizedek gives Abram bread and wine</p> <ul style="list-style-type: none"> • Colour the picture. • Study Genesis 14: 19. • Sing Psalm 98: 3.
<p>Lesson 12. Hagar flees to the wilderness</p> <p>Preparation:</p> <ul style="list-style-type: none"> • Textbook lesson 12. • Read Genesis 16. <p>In the class:</p> <ul style="list-style-type: none"> • Tell the history to the students. • Sing Psalm 97: 1. 	<p>Lesson 12. Hagar flees to the wilderness</p> <ul style="list-style-type: none"> • Spot the five differences and colour the pictures. • Study Genesis 16: 9. • Sing Psalm 97: 1.
<p>Lesson 13. Abram gets a new name</p> <p>Preparation:</p> <ul style="list-style-type: none"> • Textbook lesson 13. • Read Genesis 17. <p>In the class:</p> <ul style="list-style-type: none"> • Tell the history to the students. • Sing Psalm 105: 5. 	<p>Lesson 13. Abram gets a new name</p> <ul style="list-style-type: none"> • Colour the picture. • Study Genesis 17: 5. • Sing Psalm 105: 5.
<p>Lesson 14. The destruction of Sodom and Gomorrah</p> <p>Preparation:</p> <ul style="list-style-type: none"> • Textbook lesson 14. • Read Genesis 18: 16 up to Genesis 19: 38. <p>In the class:</p> <ul style="list-style-type: none"> • Tell the history to the students. • Sing Psalm 84: 6. 	<p>Lesson 14. The destruction of Sodom and Gomorrah</p> <ul style="list-style-type: none"> • Colour the picture and paste the correct stickers (stickers available in the middle of the book). • Study Genesis 19: 17. • Sing Psalm 84: 6.

<p>Lesson 15. Isaac is born</p> <p>Preparation:</p> <ul style="list-style-type: none"> • Textbook lesson 15. • Read Genesis 21. <p>In the class:</p> <ul style="list-style-type: none"> • Tell the history to the students. • Sing Psalm 97:7. 	<p>Lesson 15. Isaac is born</p> <ul style="list-style-type: none"> • Colour the picture. • Study Genesis 21: 5. • Sing Psalm 97:7.
<p>Lesson 16. God provides the ram to offer</p> <p>Preparation:</p> <ul style="list-style-type: none"> • Textbook lesson 16. • Read Genesis 22. <p>In the class:</p> <ul style="list-style-type: none"> • Tell the history to the students. • Sing Psalm 103: 9. 	<p>Lesson 16. God provides the ram to offer</p> <ul style="list-style-type: none"> • Study Genesis 22: 12. • Sing Psalm 103: 9. • Colour the picture.
<p>Lesson 17. John the Baptist</p> <p>Preparation:</p> <ul style="list-style-type: none"> • Textbook lesson 17. • Read Luke 1. <p>In the class:</p> <ul style="list-style-type: none"> • Tell the history to the students. • Sing Psalm 100: 2 and 4. 	<p>Lesson 17. John the Baptist</p> <ul style="list-style-type: none"> • Colour the picture. • Study Luke 1: 13. • Sing Psalm 100: 2 and 4. • Watch Luke part one as presented by the Bibleproject. 
<p>Lesson 18. Joseph and Mary on their way to Bethlehem</p> <p>Preparation:</p> <ul style="list-style-type: none"> • Textbook lesson 18. • Read Luke 2 and Matthew 1: 18 up to Matthew 2: 23. <p>In the class:</p> <ul style="list-style-type: none"> • Tell the history to the students. • Sing Psalm 136: 1, 12 and 20. 	<p>Lesson 18. Joseph and Mary on their way to Bethlehem</p> <ul style="list-style-type: none"> • Colour the picture. • Study Luke 2: 13 and 14. • Sing Psalm 136: 1, 12 and 20.


<p>Lesson 19. John wears a robe of camel hair and eats locusts and wild honey</p> <p>Preparation:</p> <ul style="list-style-type: none"> • Textbook lesson 19. • Read Matthew 3. <p>In the class:</p> <ul style="list-style-type: none"> • Tell the history to the students. • Sing Psalm 150: 3. 	<p>Lesson 19. John wears a robe of camel hair and eats locusts and wild honey</p> <ul style="list-style-type: none"> • Colour the picture and paste the correct stickers (stickers available in the middle of the book). • Study Matthew 3: 2. • Sing Psalm 150: 3.
<p>Lesson 20. Jesus' work as Saviour begins</p> <p>Preparation:</p> <ul style="list-style-type: none"> • Textbook lesson 20. • Read John 2. <p>In the class:</p> <ul style="list-style-type: none"> • Tell the history to the students. • Sing Psalm 1:4 	<p>Lesson 20. Jesus' work as Saviour begins</p> <ul style="list-style-type: none"> • Colour the picture. • Study John 1:1. • Sing Psalm 1:4.
<p>Lesson 21. Jesus in Samaria and Nazareth</p> <p>Preparation:</p> <ul style="list-style-type: none"> • Textbook lesson 21. • Read John 4. <p>In the class:</p> <ul style="list-style-type: none"> • Tell the history to the students. • Sing Psalm 36: 2. 	<p>Lesson 21. Jesus in Samaria and Nazareth</p> <ul style="list-style-type: none"> • Colour the picture. • Study Mark 1: 17. • Sing Psalm 36:2.
<p>Lesson 22. The miracles of the Lord Jesus creates enemies</p> <p>Preparation:</p> <ul style="list-style-type: none"> • Textbook lesson 22. • Read Luke 5: 17 - 39. <p>In the class:</p> <ul style="list-style-type: none"> • Tell the history to the students. • Sing Psalm 25: 2. 	<p>Lesson 22. The miracles of the Lord Jesus creates enemies</p> <ul style="list-style-type: none"> • Colour the picture. • Study Luke 5: 20. • Sing Psalm 25: 2.

<p>Lesson 23. Sermon on the Mount</p> <p>Preparation:</p> <ul style="list-style-type: none"> • Textbook lesson 23. • Read Matthew 5. <p>In the class:</p> <ul style="list-style-type: none"> • Tell the history to the students. • Sing Psalm 124: 4. 	<p>Lesson 23. Sermon on the Mount</p> <ul style="list-style-type: none"> • Colour the picture. • Study Matthew 6: 8. • Sing Psalm 124: 4.
<p>Lesson 24. Jesus' appearance in Galilee</p> <p>Preparation:</p> <ul style="list-style-type: none"> • Textbook lesson 24. • Read Luke 7: 1 - 17. <p>In the class:</p> <ul style="list-style-type: none"> • Tell the students the history. • Sing Psalm 136: 1. 	<p>Lesson 24. Jesus' appearance in Galilee</p> <ul style="list-style-type: none"> • Colour the picture. • Study Luke 7: 23. • Sing Psalm 136: 1.
<p>Lesson 25. Jesus teaches through parables</p> <p>Preparation:</p> <ul style="list-style-type: none"> • Textbook lesson 25. • Read Matthew 13: 1 - 30. <p>In the class:</p> <ul style="list-style-type: none"> • Tell the students the history. • Sing Psalm 116: 10. 	<p>Lesson 25. Jesus teaches through parables</p> <ul style="list-style-type: none"> • Paste the correct stickers (stickers available in the middle of the book). • Study Matthew 13: 37. • Sing Psalm 116: 10.
<p>Lesson 26. Wonders of salvation</p> <p>Preparation:</p> <ul style="list-style-type: none"> • Textbook lesson 26. • Read Matthew 8: 18 - 34. <p>In the class:</p> <ul style="list-style-type: none"> • Tell the students the history. • Sing Psalm 42: 1. 	<p>Lesson 26. Wonders of salvation</p> <ul style="list-style-type: none"> • Paste the correct stickers (stickers available in the middle of the book). • Study Luke 8: 48. • Sing Psalm 42: 1.

<p>Lesson 27. Progress and resistance in Galilee</p> <p>Preparation:</p> <ul style="list-style-type: none"> • Textbook lesson 27. • Read John 6: 1 - 15. <p>In the class:</p> <ul style="list-style-type: none"> • Tell history to the students. • Sing Psalm 32: 1. 	<p>Lesson 27. Progress and resistance in Galilee</p> <ul style="list-style-type: none"> • Colour the picture. • Study John 6: 33. • Sing Psalm 32: 1
<p>Lesson 28. That which comes from the heart makes man pure or impure</p> <p>Preparation:</p> <ul style="list-style-type: none"> • Textbook lesson 28. • Read Mark 7: 1 - 30 and Mark 8: 27 - 33. <p>In the class:</p> <ul style="list-style-type: none"> • Tell the students the history. • Sing Psalm 122: 1. 	<p>Lesson 28. That which comes from the heart makes man pure or impure</p> <ul style="list-style-type: none"> • Colour the picture. • Study Matthew 15: 1 and 2. • Sing Psalm 122: 1.

I. The days of Creation

Colour the pictures of the first six days of Creation:




Study: Genesis 1:1 "In the beginning God created the heaven and the earth."

Sing: Psalm 116:1

2. The garden of Eden

Colour the picture and paste the correct stickers:



Study: Genesis 2: 8 "And the LORD God planted a garden eastward in Eden; and there he put the man whom he had formed."

Sing: Psalm 134: 4

3. Every human being is special


Colour the picture of the playing children:



Study: Genesis 2: 7 "And the LORD God formed man of the dust of the ground, and breathed into his nostrils the breath of life; and man became a living soul."

Sing: Psalm 24: 1

4. The snake in the garden of Eden Colour the picture of the sly snake:

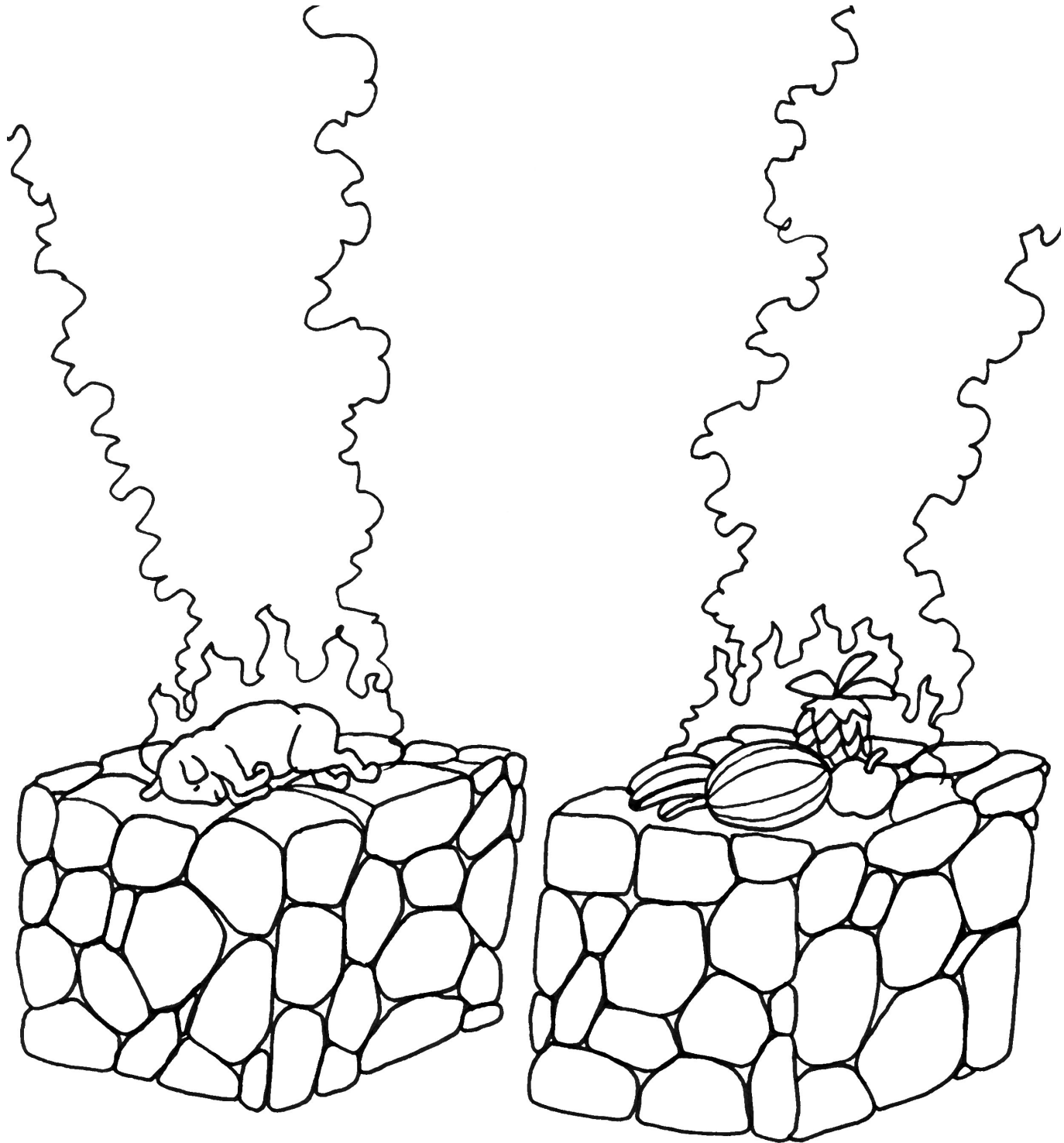


Study: Genesis 3: 8 "And they heard the voice of the LORD God walking in the garden in the cool of the day: and Adam and his wife hid themselves from the presence of the LORD God amongst the trees of the garden."

Sing: Psalm 139: 1

5. The offerings of Cain and Abel

Colour the picture of Cain and Abel's offerings:




Study: Genesis 4: 4 "And Abel, he also brought of the firstlings of his flock and of the fat thereof. And the LORD had respect unto Abel and to his offering:"

Sing: Psalm 51: 1

6. The dove returns to Noah's Ark

Colour the picture of the dove and paste the correct sticker:



Study: Genesis 6: 18 Genesis 6: 18 "But with thee will I establish my covenant; and thou shalt come into the ark, thou, and thy sons, and thy wife, and thy sons' wives with thee."

Sing: Psalm 58: 4

7. The Tower of Babel

Colour the picture of the man who makes bricks:




Study: Genesis 11: 7 "Go to, let us go down, and there confound their language, that they may not understand one another's speech."

Sing: Psalm 87: 1

8. God's promise to Abram

Colour the picture of the sand and the waves and paste the correct stickers:




Study: Genesis 15: 5 "And he brought him forth abroad, and said, Look now toward heaven, and tell the stars, if thou be able to number them: and he said unto him, So shall thy seed be."

Sing: Psalm 47: 1

9. Abram receives gifts from Pharaoh

Paste the correct stickers



Study: Genesis 12: 18 "And Pharaoh called Abram, and said, What is this that thou hast done unto me? Why didst thou not tell me that she was thy wife?"

Sing: Psalm 125: 2

10. Abram and Lot part ways

Colour the picture of Abraham and Lot:



Study: Genesis 13: 12 "Abram dwelled in the land of Canaan, and Lot dwelled in the cities of the plain, and pitched his tent toward Sodom."

Sing: Psalm 99: 1

11. Melchizedek gives Abram bread and wine

Colour the picture of the bread and wine:





Study: Genesis 14: 19 "And he blessed him, and said, Blessed be Abram of the most high God, possessor of heaven and earth:"

Sing: Psalm 98: 3

12. Hagar flees to the wilderness

The Angel spoke to Hagar when she was lonely, weary and sad. Spot the five differences and colour the pictures:



Study: Genesis 16: 9 "And the Angel of the LORD said unto her, Return to thy mistress, and submit thyself under her hands."

Sing: Psalm 97: 1

13. Abram gets a new name

Abram became Abraham. Colour the picture:



Study: Genesis 17: 5 "Neither shall thy name any more be called Abram, but thy name shall be Abraham; for a father of many nations have I made thee."

Sing: Psalm 105: 5

14. The destruction of Sodom and Gomorrah

Colour the picture of the burning Sodom and paste the correct sticker:



Study: Genesis 19: 17 "And it came to pass, when they had brought them forth abroad, that he said, Escape for thy life; look not behind thee, neither stay thou in all the plain; escape to the mountain, lest thou be consumed."

Sing: Psalm 84: 6

15. Isaac is born


Colour the picture of Sarah with her baby:



Study: Genesis 21: 5 "And Abraham was an hundred years old, when his son Isaac was born unto him."

Sing: Psalm 97: 7

16. God provides a ram to offer
A ram caught in a thicket by its horns.
Colour the picture:



Study: Genesis 22: 12 "And he said, Lay not thine hand upon the lad, neither do thou any thing unto him: for now I know that thou fearest God, seeing thou hast not withheld thy son, thine only son from me."

Sing: Psalm 103: 9

17. John the Baptist

Zacharias became mute until the birth of his son. Colour the picture of Zacharias:




Study: Luke 1: 13 "But the angel said unto him, Fear not, Zacharias: for thy prayer is heard; and thy wife Elisabeth shall bear thee a son, and thou shalt call his name John."

Sing: Psalm 100: 2 and 4

18. Joseph and Mary on their way to Bethlehem

Colour the picture of Joseph and Mary:




Study: Luke 2:13-14 "And suddenly there was with the angel a multitude of the heavenly host praising God, and saying, 14 Glory to God in the highest, and on earth peace, good will toward men."

Sing: Psalm 136: 1, 12 and 20

19. John wears a robe of camel hair and eats locusts and wild honey

Colour the picture of John the Baptist and paste the correct stickers:



Study: Matthew 3: 2 "And saying, Repent ye: for the kingdom of heaven is at hand."

Sing: Psalm 150: 3

20. Jesus' work as Saviour begins

At a wedding in Cana Jesus turned the water into wine. Colour the picture of Jesus' first miracle:



Study: John 1:1 "In the beginning was the Word, and the Word was with God, and the Word was God."

Sing: Psalm 1:4

21. Jesus in Samaria and Nazareth

Colour the picture of the Samaritan woman at the well:



Study: Mark 1: 17 "And Jesus said unto them, Come ye after me, and I will make you to become fishers of men."

Sing: Psalm 36: 2

22. The miracles of the Lord Jesus creates enemies

Colour the picture of the paralyzed man and his friends:



Study: Luke 5: 20 "And when he saw their faith, he said unto him, Man, thy sins are forgiven thee."

Sing: Psalm 25: 2

23. Sermon on the Mount

The people listened to Jesus. Colour the picture:



Study: Matthew 6: 8 "Be not ye therefore like unto them: for your Father knoweth what things ye have need of, before ye ask him."

Sing: Psalm 124: 4

24. Jesus' appearance in Galilee

Jesus raised the widow of Nain's son from the dead. Colour the picture of the widow's son:




Study: Luke 7: 23 "And blessed is he, whosoever shall not be offended in me."

Sing: Psalm 136: 1

25. Jesus teaches through parables

Colour the picture of the sower and paste the correct sticker:




Study: Matthew 13: 37 "He answered and said unto them, He that soweth the good seed is the Son of man;"

Sing: Psalm 116: 10

26. Wonders of salvation

The demons entered the pigs. Colour the picture and paste the correct stickers:



Study: Luke 8: 48 "And he said unto her, Daughter, be of good comfort: thy faith hath made thee whole; go in peace."

Sing: Psalm 42: 1

27. Progress and resistance in Galilee

A boy had five loaves of bread and two small fish.

Colour the picture of the boy with his bread and his fish:



Study: John 6: 33 "For the bread of God is he which cometh down from heaven, and giveth life unto the world."

Sing: Psalm 32: 1

28. That which comes from the heart makes man pure or impure

A Syrophenician woman begged Jesus to cure her daughter from an unclean spirit. Colour the picture:



Study: Matthew 15:1 - 2 "Then came to Jesus scribes and Pharisees, which were of Jerusalem, saying, 2 Why do thy disciples transgress the tradition of the elders? for they wash not their hands when they eat bread."

Sing: Psalm 122: 1