

In Thy Hands

Part 2

Grade 1

Colouring Book

Composed on instruction of





Fontein Uitgewery

Cnr Starkey Avenue & Spioenkop Street,

Waverley, Pretoria, 0186

Office number

(+27)12 332 2557

E-mail address

info@fonteinuitgewery.co.za

Copyright © 2022 ICO and Aros 2011

Translation © Joanita Fouche 2022

First Print 2022

Typeset 18 pt AU Junior Embed

ISBN:978-1-99976-33-1

Introduction

In this workbook, multimedia is used to make the Bible more visually enriched and understandable in user friendly English for young and old. This program consists of a guide, which includes additional internet resources, workbooks and DVD's. This series is suitable for families at home as well as Churches and Schools.

Christ is centralised in this Textbook because it is of the utmost importance that children should know and learn about the Word of God. The texts from Scripture that are discussed, guide and determine the contents of the different lessons, which are presented. The New King James Bible (<https://www.biblegateway.com/>), see QR code, was used in the workbook and therefore the New King James Bible should be used to complete the assignments in the workbooks.



The complete package falls into three parts:

Part 1

Creation up to Noah

Abram

The Gospels: The announcement of the Birth of Christ up to Peter's Confession.

Part 2

Isaac up to Joseph

Moses up to Joshua

The Book of Judges up to Saul

The Gospels: Jesus leaves Galilee and the events occurring up to His arrest.

Part 3

David and Saul

Kings and prophets

The Gospels: Jesus is sentenced by Pilate and the events up to His Ascension

Acts and the conclusion of God's Revelation

The Instituut vir Christelike Onderwys (ICO) aspire to publish Biblically based schoolbooks and study guides. This Biblical teaching program is published in collaboration with the Akademie Reformatoriese Opleiding en Studies (Aros).

Our goal is to benefit our children, students and parents with Biblical knowledge that will enable us all in contributing to the expansion of the Kingdom of God in this world. The guidance from the Holy Spirit and a thorough knowledge of the Bible will give us the necessary skills because we aim to serve the Lord correctly, to shine our light in the world, and be His witnesses.

2022

Index

Information for Parents and Teachers	6
--	---

Isaac, Jacob and Joseph

1. Isaac and Rebekah, the birth of Esau and Jacob	14
2. Jacob, Jacob's flight to Laban and Jacob living with Laban	15
3. Jacob and his descendants	16
4. Joseph, the Viceroy of Egypt.	17
5. Joseph revealed himself to his brothers	18

Moses and Joshua guide the people

6. God calls Moses	19
7. The ten plagues and the institution of the Passover	20
8. The Exodus of the Israelites out of Egypt	21
9. God gave His law to His people	22
10. Israel roams the wilderness.	23
11. Moses sins and Joshua becomes the successor.	24
12. The entry into Canaan	25
13. Joshua's last counsels and his death.	26

Judges up to the first king

14. Othniel up to Gideon	27
15. Jephthah, Samson and Ruth	28
16. Eli and Samuel	29
17. Saul, the first king	30

The Gospels

18.	Bid farewell to Galilee	31
19.	The feast of the Tabernacles	32
20.	Jesus in Jerusalem	33
21.	Jesus's teachings in Judaea	34
22.	Jesus's last appearances	35
23.	Jesus depart to Jerusalem	36
24.	Jesus honoured as King	37
25.	The last conversation with the Jews	38
26.	Conversation about the second coming of Christ.	39
27.	Jesus celebrates Passover.	40
28.	The way to the Cross	41

Information for Parents and Teachers

For parent or teacher	Student assignments
<p>Lesson 1. Isaac and Rebekah, the birth of Esau and Jacob</p> <p>Preparation:</p> <ul style="list-style-type: none"> • Textbook lesson 1. • Read Genesis 24 up to Genesis 27. <p>In the class:</p> <ul style="list-style-type: none"> • Tell the history to the students. • Sing Psalm 45: 16. 	<p>Lesson 1. Isaac and Rebekah, the birth of Esau and Jacob</p> <ul style="list-style-type: none"> • Read the lesson and colour the picture. • Study Genesis 25: 23. • Sing Psalm 45: 16.
<p>Lesson 2. Jacob, Jacob's flight to Laban and Jacob living with Laban</p> <p>Preparation:</p> <ul style="list-style-type: none"> • Textbook lesson 2. • Read Genesis 27: 41 up to Genesis 33. <p>In the class:</p> <ul style="list-style-type: none"> • Tell the history to the students. • Sing Psalm 122: 2. 	<p>Lesson 2. Jacob, Jacob's flight to Laban and Jacob living with Laban</p> <ul style="list-style-type: none"> • Read the lesson and colour the picture. • Study Genesis 31: 3. • Sing Psalm 122: 2.
<p>Lesson 3. Jacob and his descendants</p> <p>Preparation:</p> <ul style="list-style-type: none"> • Textbook lesson 3. • Read Genesis 37 up to Genesis 39: 6. <p>In the class:</p> <ul style="list-style-type: none"> • Tell the history to the students. • Sing Psalm 73: 1. 	<p>Lesson 3. Jacob and his descendants</p> <ul style="list-style-type: none"> • Read the lesson and colour the picture. • Study Genesis 32: 28. • Sing Psalm 73: 1.

<p>Lesson 4. Joseph, the Viceroy of Egypt</p> <p>Preparation:</p> <ul style="list-style-type: none"> • Textbook lesson 4. • Read Genesis 40 and Genesis 41. <p>In the class:</p> <ul style="list-style-type: none"> • Tell the history to the students. • Sing Psalm 104: 20 and 21. 	<p>Lesson 4. Joseph, the Viceroy of Egypt</p> <ul style="list-style-type: none"> • Read the lesson and colour the picture. • Study Genesis 41: 16. • Sing Psalm 104: 20 and 21.
<p>Lesson 5. Joseph revealed himself to his brothers</p> <p>Preparation:</p> <ul style="list-style-type: none"> • Textbook lesson 5. • Read Genesis 44 and Genesis 45. <p>In the class:</p> <ul style="list-style-type: none"> • Tell the history to the students. • Sing Psalm 97: 6. 	<p>Lesson 5. Joseph revealed himself to his brothers</p> <ul style="list-style-type: none"> • Read the lesson, connect the dots and colour the picture. • Study Genesis 46: 3 • Sing Psalm 97: 6.
<p>Lesson 6. God calls Moses</p> <p>Preparation:</p> <ul style="list-style-type: none"> • Textbook lesson 6. • Read Exodus 1 up to Exodus 3. <p>In the class:</p> <ul style="list-style-type: none"> • Tell the history to the students. • Sing Psalm 77: 1. 	<p>Lesson 6. God calls Moses</p> <ul style="list-style-type: none"> • Read the lesson and colour the picture. • Study Exodus 3: 5. • Sing Psalm 77: 1.

<p>Lesson 7. The ten plagues and the institution of the Passover</p> <p>Preparation:</p> <ul style="list-style-type: none"> • Textbook lesson 7. • Read Exodus 7 up to Exodus 12. <p>In the class:</p> <ul style="list-style-type: none"> • Tell the history to the students. • Sing Psalm 104: 1. 	<p>Lesson 7. The ten plagues and the institution of the Passover</p> <ul style="list-style-type: none"> • Read the lesson and colour the picture. • Study Exodus 7: 14. • Sing Psalm 104: 1.
<p>Lesson 8. The Exodus of the Israelites out of Egypt</p> <p>Preparation:</p> <ul style="list-style-type: none"> • Textbook lesson 8. • Read Exodus 13 up to Exodus 18. <p>In the class:</p> <ul style="list-style-type: none"> • Tell the history to the students. • Sing psalm 119: 39. 	<p>Lesson 8. The Exodus of the Israelites out of Egypt</p> <ul style="list-style-type: none"> • Read the lesson and colour the picture. • Study Exodus 16: 4. • Sing Psalm 119: 39.
<p>Lesson 9. God gave His law to His people</p> <p>Preparation:</p> <ul style="list-style-type: none"> • Textbook lesson 9. • Read Exodus 19 and Exodus 20. <p>In the class:</p> <ul style="list-style-type: none"> • Tell the history to the students. • Sing Psalm 19: 1. 	<p>Lesson 9. God gave His law to His people</p> <ul style="list-style-type: none"> • Read the lesson and colour the picture. • Study Exodus 20: 2. • Sing Psalm 19: 1.
<p>Lesson 10. Israel roams the wilderness</p> <p>Preparation:</p> <ul style="list-style-type: none"> • Textbook lesson 10. • Read Exodus 34, Numbers 16 and Numbers 17. <p>In the class:</p> <ul style="list-style-type: none"> • Tell the history to the students. • Sing Psalm 133: 1. 	<p>Lesson 10. Israel roams the wilderness</p> <ul style="list-style-type: none"> • Read the lesson and colour the picture. • Study Exodus 34: 1. • Sing Psalm 133: 1.

<p>Lesson 11. Moses sins and Joshua becomes the successor</p> <p>Preparation:</p> <ul style="list-style-type: none"> • Textbook lesson 11. • Read Numbers 22 <p>In the class:</p> <ul style="list-style-type: none"> • Tell the history to the students. • Sing Psalm 47: 1. 	<p>Lesson 11. Moses sins and Joshua becomes the successor</p> <ul style="list-style-type: none"> • Read the lesson and colour the picture. • Study Numbers 20: 11. • Sing Psalm 47: 1.
<p>Lesson 12. The entry into Canaan</p> <p>Preparation:</p> <ul style="list-style-type: none"> • Textbook lesson 12. • Read Joshua 1 up to Joshua 3. <p>In the class:</p> <ul style="list-style-type: none"> • Tell the history to the students. • Sing Psalm 46: 1. 	<p>Lesson 12. The entry into Canaan</p> <ul style="list-style-type: none"> • Read the lesson and colour the picture. • Study Joshua 1: 9. • Sing Psalm 46: 1.
<p>Lesson 13. Joshua's last counsels and his death</p> <p>Preparation:</p> <ul style="list-style-type: none"> • Textbook lesson 13. • Read Joshua 23 and Joshua 24. <p>In the class:</p> <ul style="list-style-type: none"> • Tell the history to the students. • Sing Psalm 131: 3. 	<p>Lesson 13. Joshua's last counsels and his death</p> <ul style="list-style-type: none"> • Read the lesson and colour the picture. • Study Joshua 24: 14. • Sing Psalm 131: 3.

<p>Lesson 14. Othniel up to Gideon</p> <p>Preparation:</p> <ul style="list-style-type: none"> • Textbook lesson 14. • Read Judges 7 and Judges 8. <p>In the class:</p> <ul style="list-style-type: none"> • Tell the history to the students. • Sing Psalm 66: 7. 	<p>Lesson 14. Othniel up to Gideon</p> <ul style="list-style-type: none"> • Read the lesson and colour the picture. • Study Judges 2: 1. • Sing Psalm 66:7.
<p>Lesson 15. Jephthah, Samson and Ruth</p> <p>Preparation:</p> <ul style="list-style-type: none"> • Textbook lesson 15. • Read Judges 13 up to Judges 16. <p>In the class:</p> <ul style="list-style-type: none"> • Tell the history to the students. • Sing Psalm 68: 1. 	<p>Lesson 15. Jephthah, Samson and Ruth</p> <ul style="list-style-type: none"> • Colour the picture and paste the correct stickers (stickers available in the middle of the book). • Study Judges 14: 14. • Sing Psalm 68:1.
<p>Lesson 16. Eli and Samuel</p> <p>Preparation:</p> <ul style="list-style-type: none"> • Textbook lesson 16. • Read 1 Samuel 1 up to 1 Samuel 4. <p>In the class:</p> <ul style="list-style-type: none"> • Tell the history to the students. • Sing Psalm 47: 4. 	<p>Lesson 16. Eli and Samuel</p> <ul style="list-style-type: none"> • Study 1 Samuel 3: 10. • Sing Psalm 47: 4. • Read the lesson, arrange the pictures in the correct order and colour the picture.
<p>Lesson 17. Saul, the first king</p> <p>Preparation:</p> <ul style="list-style-type: none"> • Textbook lesson 17. • Read 1 Samuel 9 up to 1 Samuel 11. <p>In the class:</p> <ul style="list-style-type: none"> • Tell the history to the students. • Sing Psalm 147: 1. 	<p>Lesson 17. Saul, the first king</p> <ul style="list-style-type: none"> • Read the lesson and colour the picture. • Study 1 Samuel 9: 17. • Sing Psalm 147: 1.

<p>Lesson 18. Bid farewell to Galilee</p> <p>Preparation:</p> <ul style="list-style-type: none"> • Textbook lesson 18. • Read Matthew 17 and Matthew 18. <p>In the class:</p> <ul style="list-style-type: none"> • Tell the history to the students. • Sing Psalm 121: 1. 	<p>Lesson 18. Bid farewell to Galilee</p> <ul style="list-style-type: none"> • Read the lesson and colour the picture. • Study Matthew 18: 8. • Sing Psalm 121: 1.
<p>Lesson 19. The feast of the Tabernacles</p> <p>Preparation:</p> <ul style="list-style-type: none"> • Textbook lesson 19. • Read John 7 up to John 9. <p>In the class:</p> <ul style="list-style-type: none"> • Tell the history to the students. • Sing Psalm 105: 2. 	<p>Lesson 19. The feast of the Tabernacles</p> <ul style="list-style-type: none"> • Read the lesson and colour the picture. • Study Luke 10: 2. • Sing Psalm 105: 2.
<p>Lesson 20. Jesus in Jerusalem</p> <p>Preparation:</p> <ul style="list-style-type: none"> • Textbook lesson 20. • Read John 10. <p>In the class:</p> <ul style="list-style-type: none"> • Tell the history to the students. • Sing Psalm 23: 1 	<p>Lesson 20. Jesus in Jerusalem</p> <ul style="list-style-type: none"> • Read the lesson and colour the picture. • Study John 10: 11. • Sing Psalm 23: 1.

<p>Lesson 21. Jesus's teachings in Judaea</p> <p>Preparation:</p> <ul style="list-style-type: none"> • Textbook lesson 21. • Read Luke 14. <p>In the class:</p> <ul style="list-style-type: none"> • Tell the history to the students. • Sing Psalm 102: 6. 	<p>Lesson 21. Jesus's teachings in Judaea</p> <ul style="list-style-type: none"> • Read the lesson and colour the picture. • Study Luke 11: 9. • Sing Psalm 102: 6.
<p>Lesson 22. Jesus's last appearances</p> <p>Preparation:</p> <ul style="list-style-type: none"> • Textbook lesson 22. • Read Luke 15. <p>In the class:</p> <ul style="list-style-type: none"> • Tell the history to the students. • Sing Psalm 45: 1. 	<p>Lesson 22. Jesus's last appearances</p> <ul style="list-style-type: none"> • Read the lesson and colour the picture. • Study Luke 15: 10. • Sing Psalm 45: 1.
<p>Lesson 23. Jesus depart to Jerusalem</p> <p>Preparation:</p> <ul style="list-style-type: none"> • Textbook lesson 23. • Read Matthew 20. <p>In the class:</p> <ul style="list-style-type: none"> • Tell the history to the students. • Sing Psalm 122: 1. 	<p>Lesson 23. Jesus depart to Jerusalem</p> <ul style="list-style-type: none"> • Read the lesson, find the five differences and colour the picture. • Study Luke 18: 16. • Sing Psalm 122: 1.
<p>Lesson 24. Jesus honoured as King</p> <p>Preparation:</p> <ul style="list-style-type: none"> • Textbook lesson 24. • Read Matthew 21: 1 - 11. <p>In the class:</p> <ul style="list-style-type: none"> • Tell the students the history. • Sing Psalm 72: 1. 	<p>Lesson 24. Jesus honoured as King</p> <ul style="list-style-type: none"> • Read the lesson and colour the picture. • Study Matthew 22: 14. • Sing Psalm 72: 1.

<p>Lesson 25. The last conversation with the Jews</p> <p>Preparation:</p> <ul style="list-style-type: none"> • Textbook lesson 25. • Read Matthew 22: 15 - 23 and Mark 12: 13 - 44. <p>In the class:</p> <ul style="list-style-type: none"> • Tell the students the history. • Sing Psalm 125: 4 and 5. 	<p>Lesson 25. The last conversation with the Jews</p> <ul style="list-style-type: none"> • Read the lesson and colour the picture. • Study Matthew 22: 37. • Sing Psalm 125: 4 and 5.
<p>Lesson 26. Conversation about the second coming of Christ</p> <p>Preparation:</p> <ul style="list-style-type: none"> • Textbook lesson 26. • Read Matthew 25. <p>In the class:</p> <ul style="list-style-type: none"> • Tell the students the history. • Sing Psalm 89: 2. 	<p>Lesson 26. Conversation about the second coming of Christ</p> <ul style="list-style-type: none"> • Read the lesson, arrange and colour the picture. • Study Matthew 24: 35. • Sing Psalm 89: 2.
<p>Lesson 27. Jesus celebrates Passover</p> <p>Preparation:</p> <ul style="list-style-type: none"> • Textbook lesson 27. • Read Luke 22. <p>In the class:</p> <ul style="list-style-type: none"> • Tell history to the students. • Sing Psalm 149: 1. 	<p>Lesson 27. Jesus celebrates Passover</p> <ul style="list-style-type: none"> • Read the lesson and colour the picture. • Study John 14: 2. • Sing Psalm 149: 1
<p>Lesson 28. The way to the Cross</p> <p>Preparation:</p> <ul style="list-style-type: none"> • Textbook lesson 28. • Read Matthew 26: 31 - 75. <p>In the class:</p> <ul style="list-style-type: none"> • Tell the students the history. • Sing Psalm 69: 9. 	<p>Lesson 28. The way to the Cross</p> <ul style="list-style-type: none"> • Read the lesson and colour the picture. • Study Luke 22: 42. • Sing Psalm 69: 9.

I. Isaac and Rebekah, the birth of Esau and Jacob

Esau did not value his birthright and gave it up for an insignificant mess of pottage, a cup of lentil soup. Colour the picture:



Study: Genesis 25: 23 - And the LORD said to her: "Two nations are in your womb, Two peoples shall be separated from your body; One people shall be stronger than the other, And the older shall serve the younger."

Sing: Psalm 45: 16

2. Jacob, Jacob's flight to Laban and Jacob living with Laban

Jacob had a dream at Bethel. He saw a long ladder reaching from the heavens down to the earth. Angels went up and down on the ladder, while the Lord stood at the top of the ladder. Colour the picture:



Study: Genesis 31: 3 - Then the Lord said to Jacob, "Return to the land of your fathers and to your family, and I will be with you."

Sing: Psalm 122: 2

3. Jacob and his descendants

Joseph told his brothers about one of his dreams where the sun, moon, and stars bowed down to him. His brothers accused him of wanting to rule over them. They did not like their Joseph. Colour the picture:

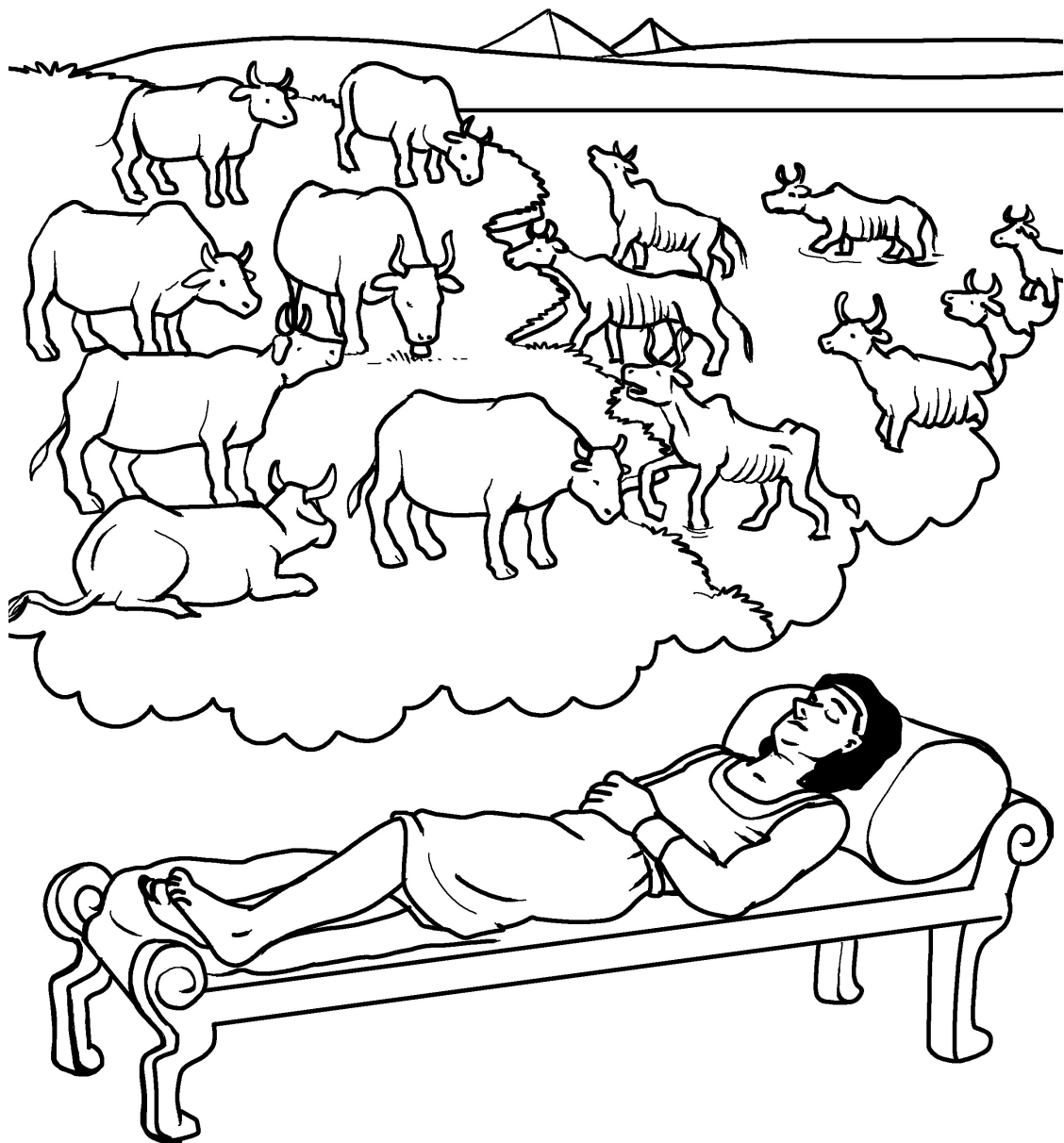


Study: Genesis 32: 28 - And He said, "Your name shall no longer be called Jacob, but Israel; for you have struggled with God and with men, and have prevailed."

Sing: Psalm 73: 1

4. Joseph, the Viceroy of Egypt

Pharaoh dreamt one night that he was standing next to the river Nile, he saw seven sleek, fat cows emerging from the Nile, and they went to feed in the meadow. Thereafter seven ugly and gaunt looking cows came out of the river (the Nile); they ate the seven fat cows but remained just as ugly and gaunt looking. Colour the picture:



Study: Genesis 41: 16 - So Joseph answered Pharaoh, saying, "It is not in me; God will give Pharaoh an answer of peace."

Sing: Psalm 104: 20 and 21

5. Joseph revealed himself to his brothers

The caretaker started with the eldest and searched all their bags down the line, from old to young. The further he went, the more joyful they became. He would not find anything. Finally, he was with Benjamin, the youngest's bag. Connect the dots and colour the picture:



Study: Genesis 46: 3 - So He said, "I am God, the God of your father; do not fear to go down to Egypt, for I will make of you a great nation there."

Sing: Psalm 97: 6
18

6. God calls Moses

Moses became very angry and he then beat the Egyptian to death and buried him in the sand. Colour the picture:



Study: Exodus 3: 5 - Then He said, "Do not draw near this place. Take your sandals off your feet, for the place where you stand is holy ground."

Sing: Psalm 77: 1

7. The ten plagues and the institution of the Passover

Moses and Aaron went to the Pharaoh and requested him to let the Israelites go. Moses told Aaron to throw his staff (cane) on the ground and it turned into a serpent. Colour the picture:



Study: Exodus 7: 14 - So the Lord said to Moses: "Pharaoh's heart is hard; he refuses to let the people go."

Sing: Psalm 104: 1

8. The Exodus of the Israelites out of Egypt

The Israelites moved from Egypt to the Promised Land. Colour the picture:




Study: Exodus 16: 4 - Then the Lord said to Moses, "Behold, I will rain bread from heaven for you. And the people shall go out and gather a certain quota every day, that I may test them, whether they will walk in My law or not."

Sing: Psalm 119: 39

9. God gave His law to His people

The people saw a dense cloud on Mount Sinai on the third day, thunderbolts and lightning flashed and echoed through the air. Colour the picture:



Study: Exodus 20: 2 - I am the Lord your God, who brought you out of the land of Egypt, out of the house of bondage

Sing: Psalm 19: 1

10. Israel roams the wilderness

Korah, Dathan, and Abiram, rebelled against Moses and Aaron, and the Lord punished them when the ground beneath them split open. Colour the picture:



Study: Exodus 34: 1 - And the Lord said to Moses, "Cut two tablets of stone like the first ones, and I will write on these tablets the words that were on the first tablets which you broke."

Sing: Psalm 133: 1

II. Moses sins and Joshua becomes the successor

The Lord told Moses to take his staff and together with Aaron, before the eyes of the people, Moses had to talk with a rock and the rock would then give them water, but Moses was impatient and irritated, for he argued with the people and in his anger, he struck the rock twice, without giving glory to the Lord. Colour the picture:



Study: Numbers 20: 11 - Then Moses lifted his hand and struck the rock twice with his rod; and water came out abundantly, and the congregation and their animals drank.

Sing: Psalm 47: 1

12. The entry into Canaan

Rahab helped the two spies by hiding them on her roof, under the stalks of flax because the king of Jericho soon found out about their presence in Jericho and immediately sent soldiers to capture them. Colour the picture:



Study: Joshua 1: 9 - Have I not commanded you? Be strong and of good courage; do not be afraid, nor be dismayed, for the Lord your God is with you wherever you go.

Sing: Psalm 46: 1

13. Joshua's last counsels and his death

A very old Joshua spoke to the Israelites for the last time before he passed away. The people promised him that they would be obedient to God. Colour the picture:




Study: Joshua 24: 14 - Now therefore, fear the Lord, serve Him in sincerity and in truth, and put away the gods which your fathers served on the other side of the River and in Egypt. Serve the Lord!

Sing: Psalm 131: 3

14. Othniel up to Gideon

One soldier told another about the dream he had about a large barley loaf rolling over the tent. The other soldier replied that this indicated that Gideon would defeat them. Colour the picture:



Study: Judges 2: 1 - Then the Angel of the Lord came up from Gilgal to Bochim, and said: "I led you up from Egypt and brought you to the land of which I swore to your fathers; and I said, 'I will never break My covenant with you.

Sing: Psalm 66: 7

15. Jephthah, Samson and Ruth

Manoah and his wife could not have children. The angel of the Lord appeared to them on separated occasions to tell them that they will have a son. Colour the picture:



Study: Judges 14: 14 - So he said to them: "Out of the eater came something to eat, And out of the strong came something sweet." Now for three days they could not explain the riddle.


Sing: Psalm 68: 1

16. Eli and Samuel

Hannah really wanted her own baby. Arrange the pictures in the correct order by matching the number of the event with the picture that occurred first, second or third. Colour the pictures:

Events:

1. Through prayer, Hannah begged God for a baby.
2. Hannah had a baby and she named him Samuel.
3. Hannah takes her son Samuel to Eli in the temple.



Study: 1 Samuel 3: 10 - Now the boy Samuel ministered to the Lord before Eli. And the word of the Lord was rare in those days; there was no widespread revelation.

Sing: Psalm 47: 4

17. Saul, the first king

Saul and his servant were searching for his father's donkeys but they could not find them. They went to the prophet Samuel for advice. Colour the picture:



Study: 1 Samuel 9:17 - So when Samuel saw Saul, the Lord said to him, "There he is, the man of whom I spoke to you. This one shall reign over My people."

Sing: Psalm 147:1

18. Bid farewell to Galilee

A man asked Jesus to heal his son, because he suffered from moonstruck (epilepsy). His son suffered because he fell into fire and water. Jesus healed the boy. Colour the picture:



Study: Matthew 18: 8 - If your hand or foot causes you to sin, cut it off and cast it from you. It is better for you to enter into life lame or maimed, rather than having two hands or two feet, to be cast into the everlasting fire.

Sing: Psalm 121: 1

19. The feast of the Tabernacles

The Lord crouched down, spat on the ground, made clay of it, and smeared it on the eyes of the blind man. He then told the blind man to wash him with the water of Siloam. The man went and did so and that is when the miracle happened: he could see for the first time in his life! Colour the picture:



Study: Luke 10: 2 - Then He said to them, "The harvest truly is great, but the labourers are few; therefore pray the Lord of the harvest to send out labourers into His harvest."

Sing: Psalm 105: 2

20. Jesus in Jerusalem

The good shepherd is with his sheep. The sheep follows his voice and will never follow an unknown voice. Colour the picture:



Study: John 10: 11 - I am the good shepherd. The good shepherd gives His life for the sheep.

Sing: Psalm 23: 1

21. Jesus's teachings in Judaea

There was a man who prepared a great meal, but everyone he invited had an excuse. The man was very angry and ordered his servant to invite all the poor, maimed, blind and crippled people for dinner. Colour the picture:



Study: Luke 11: 9 - So I say to you, ask, and it will be given to you; seek, and you will find; knock, and it will be opened to you.

Sing: Psalm 102: 6

22. Jesus's last appearances

If a man has a hundred sheep and one is lost, he will leave the ninety-nine sheep and search for the lost one until he is found. In addition, when he finds the lost sheep, he is filled with joy. Colour the picture:





Study: Luke 15: 10 - Likewise, I say to you, there is joy in the presence of the angels of God over one sinner who repents.

Sing: Psalm 45: 1

23. Jesus depart to Jerusalem

Labourers were hired during different times in the day to work in the vineyard. At the end of the day, they all received the same wages. Find the five differences and colour the picture:



Study: Luke 18: 16 - But Jesus called them to Him and said, "Let the little children come to Me, and do not forbid them; for of such is the kingdom of God."

Sing: Psalm 122: 1

24. Jesus honoured as King

Jesus entered Jerusalem like a King on the back of a colt. The people were very happy and they wanted to show Jesus how special he was, thus they threw their clothes and palm branches on the road before him. Colour the picture:

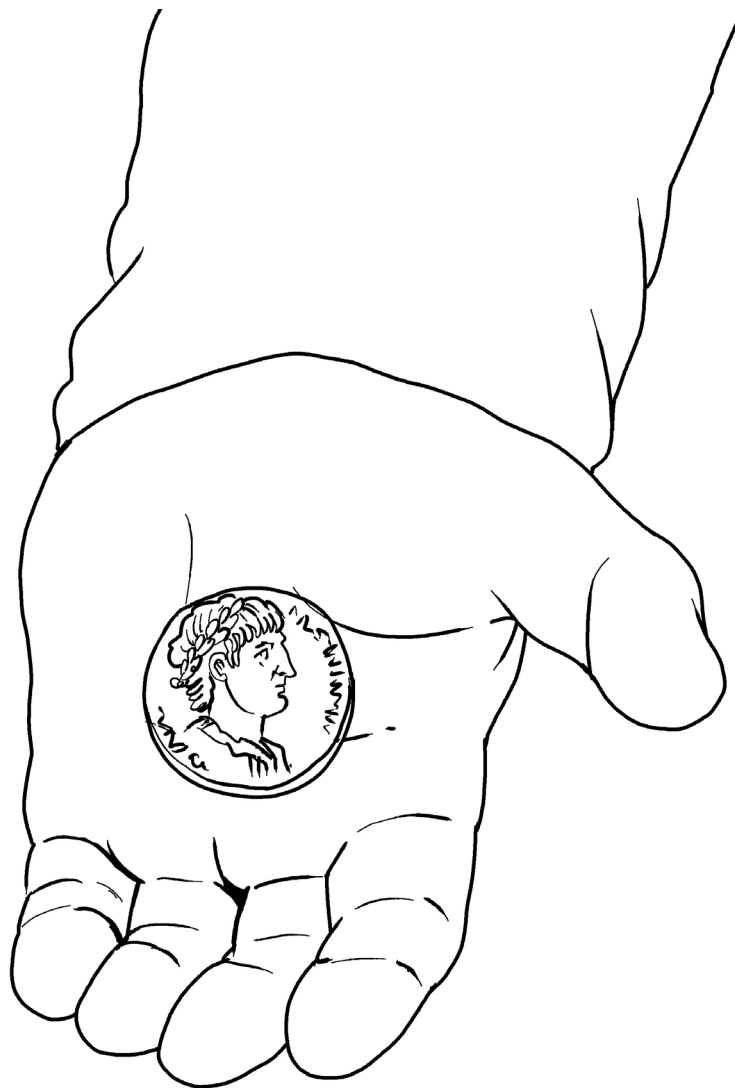


Study: Matthew 22: 14 - "For many are called, but few are chosen."

Sing: Psalm 72: 1

25. The last conversation with the Jews

The Pharisees and the Herodians wanted to trick Jesus with cunning questions. They asked Jesus if it was the right thing to do when you pay taxes to Caesar. Jesus asked them whose image was on the coin and they confirmed it was the Emperor's image. Colour the picture:



Study: Matthew 22: 37 - Jesus said to him, "You shall love the Lord your God with all your heart, with all your soul, and with all your mind!"

Sing: Psalm 125: 4 and 5

26. Conversation about the second coming of Christ

Ten young women waited with lamps for the bridegroom. Five made sure they had extra oil with them and five did not. They waited a very long time for the bridegroom and later they fell asleep. When he finally came, only the five women with extra oil went with him to the wedding feast. Colour the picture:



Study: Matthew 24: 35 - Heaven and earth will pass away, but My words will by no means pass away.

Sing: Psalm 89: 2

27. Jesus celebrates Passover

Satan entered Judas Iscariot and he negotiated with the high priests and Pharisees about how to betray Jesus. The high priests and Pharisees were very happy about this and they agreed to pay Judas 30 pieces of silver. Colour the picture:



Study: John 14: 2 - In My Father's house are many mansions; if it were not so, would have told you. I go to prepare a place for you.

Sing: Psalm 149: 1

28. The way to the Cross

Judas Iscariot betrayed Jesus with a kiss in the garden of Gethsemane. The temple guard and the Roman army captured Jesus in the garden. Colour the picture:



Study: Luke 22: 42 - saying, "Father, if it is Your will, take this cup away from Me; nevertheless not My will, but Yours, be done."

Sing: Psalm 69: 9